

**HAMILTON, FULTON AND MONTGOMERY COUNTIES
BOARD OF COOPERATIVE EDUCATIONAL SERVICES**

**AUDITED FINANCIAL STATEMENTS
AND
SUPPLEMENTAL SCHEDULES**

JUNE 30, 2024

C O N T E N T S

	<u>PAGE</u>
<u>INDEPENDENT AUDITORS' REPORT</u>	1 – 3
<u>MANAGEMENT'S DISCUSSION AND ANALYSIS</u>	4 – 12
<u>BASIC FINANCIAL STATEMENTS</u>	
Statement of net position	13
Statement of activities and change in net position	14
Balance sheet – governmental funds.....	15
Statement of revenues, expenditures and changes in fund balances – governmental funds	16
Reconciliation of governmental funds statement of revenues, expenditures and changes in fund balances to statement of activities	17
Statement of fiduciary net position	18
Statement of changes in fiduciary net position	18
<u>NOTES TO BASIC FINANCIAL STATEMENTS</u>	19 – 45
<u>REQUIRED SUPPLEMENTARY INFORMATION</u>	
Schedule of revenues, expenditures and changes in fund balance – budget (Non-GAAP Basis) and actual – general fund	46
Schedule of funding progress – changes in total other post-employment benefits liability and related ratios	47
Schedule of the local government's proportionate share of the net pension liability	48
Schedule of local government contributions.....	49
<u>SUPPLEMENTARY INFORMATION</u>	
Analysis of account A431 – school districts	50
Schedule of revenues, expenditures and encumbrances – compared to budget – general fund.....	51
Net investment in capital assets	52
<u>FEDERAL AWARD PROGRAM INFORMATION (SINGLE AUDIT)</u>	
Independent auditors' report on internal control over financial reporting and on compliance and other matters based on an audit of financial statements performed in accordance with <i>Government Auditing Standards</i>	54 – 55
Independent auditors' report on compliance for each major federal program and report on internal control over compliance in accordance with the Uniform Guidance.....	56 – 58
Schedule of expenditures of federal awards	59
Notes to schedule of expenditures of federal awards.....	60
Schedule of findings and questioned costs	61
<u>EXTRAClassroom Activity Funds</u>	
Independent auditors' report	63 – 64
Statement of assets and liabilities arising from cash transactions.....	65
Statement of revenues collected and expenses paid.....	66
Note to financial statements.....	67



INDEPENDENT AUDITORS' REPORT

To the President and the Other Members
of the Board of Education of the
Hamilton, Fulton and Montgomery Counties
Board of Cooperative Educational Services
Johnstown, New York

Report on the Audit of the Financial Statements

Opinions

We have audited the accompanying financial statements of the governmental activities, each major fund, and the aggregate remaining fund information of the Board of Cooperative Educational Services Sole Supervisory District of Hamilton, Fulton and Montgomery Counties (the BOCES), as of and for the year ended June 30, 2024, and the related notes to the financial statements, which collectively comprise the BOCES' basic financial statements as listed in the table of contents.

In our opinion, the financial statements referred to above present fairly, in all material respects, the respective financial position of the governmental activities, each major fund, and the aggregate remaining fund information of the BOCES, as of June 30, 2024, and the respective changes in financial position for the year then ended in accordance with accounting principles generally accepted in the United States of America.

Basis for Opinions

We conducted our audit in accordance with auditing standards generally accepted in the United States of America (GAAS) and the standards applicable to financial audits contained in *Government Auditing Standards*, issued by the Comptroller General of the United States. Our responsibilities under those standards are further described in the Auditors' Responsibilities for the Audit of the Financial Statements section of our report. We are required to be independent of the BOCES and to meet our other ethical responsibilities, in accordance with the relevant ethical requirements relating to our audit. We believe that the audit evidence we have obtained is sufficient and appropriate to provide a basis for our audit opinions.

Responsibilities of Management for the Financial Statements

Management is responsible for the preparation and fair presentation of the financial statements in accordance with accounting principles generally accepted in the United States of America, and for the design, implementation, and maintenance of internal control relevant to the preparation and fair presentation of financial statements that are free from material misstatement, whether due to fraud or error.

In preparing the financial statements, management is required to evaluate whether there are conditions or events, considered in the aggregate, that raise substantial doubt about the BOCES' ability to continue as a going concern for twelve months beyond the financial statement date, including any currently known information that may raise substantial doubt shortly thereafter.

Auditors' Responsibilities for the Audit of the Financial Statements

Our objectives are to obtain reasonable assurance about whether the financial statements as a whole are free from material misstatement, whether due to fraud or error, and to issue an auditors' report that includes our opinions. Reasonable assurance is a high level of assurance but is not absolute assurance and therefore is not a guarantee that an audit conducted in accordance with GAAS and *Government Auditing Standards* will always detect a material misstatement when it exists. The risk of not detecting a material misstatement resulting from fraud is higher than for one resulting from error, as fraud may involve collusion, forgery, intentional omissions, misrepresentations, or the override of internal control. Misstatements are considered material if there is a substantial likelihood that, individually or in the aggregate, they would influence the judgment made by a reasonable user based on the financial statements.

In performing an audit in accordance with GAAS and *Government Auditing Standards*, we:

- Exercise professional judgment and maintain professional skepticism throughout the audit.
- Identify and assess the risks of material misstatement of the financial statements, whether due to fraud or error, and design and perform audit procedures responsive to those risks. Such procedures include examining, on a test basis, evidence regarding the amounts and disclosures in the financial statements.
- Obtain an understanding of internal control relevant to the audit in order to design audit procedures that are appropriate in the circumstances, but not for the purpose of expressing an opinion on the effectiveness of the BOCES' internal control. Accordingly, no such opinion is expressed.
- Evaluate the appropriateness of accounting policies used and the reasonableness of significant accounting estimates made by management, as well as evaluate the overall presentation of the financial statements.
- Conclude whether, in our judgment, there are conditions or events, considered in the aggregate, that raise substantial doubt about the BOCES' ability to continue as a going concern for a reasonable period of time.

We are required to communicate with those charged with governance regarding, among other matters, the planned scope and timing of the audit, significant audit findings, and certain internal control–related matters that we identified during the audit.

Required Supplementary Information

Accounting principles generally accepted in the United States of America require that the management's discussion and analysis, budgetary comparison information, schedule of funding progress – changes in total other post-employment benefits liability and related ratios, and schedule of local government's proportionate share of the net pension liability and contributions on pages 4 through 12 and 46 through 49 be presented to supplement the basic financial statements. Such information is the responsibility of management and, although not a part of the basic financial statements, is required by the Governmental Accounting Standards Board who considers it to be an essential part of financial reporting for placing the basic financial statements in an appropriate operational, economic, or historical context. We have applied certain limited procedures to the required supplementary information in accordance with auditing standards generally accepted in the United States of America, which consisted of inquiries of management about the methods of preparing the information and comparing the information for consistency with management's responses to our inquiries, the basic financial statements, and other knowledge we obtained during our audit of the basic financial statements. We do not express an opinion or provide any assurance on the information because the limited procedures do not provide us with sufficient evidence to express an opinion or provide any assurance.

Supplementary Information

Our audit was conducted for the purpose of forming opinions on the financial statements that collectively comprise the BOCES' basic financial statements. The introductory section, combining and individual nonmajor fund financial statements, and statistical section, are presented for purposes of additional analysis and are not a required part of the basic financial statements. The schedule of expenditures of federal awards is presented for purposes of additional analysis as required by Title 2 U.S. *Code of Federal Regulations*, Part 200, *Uniform Administrative Requirements, Cost Principles, and Audit Requirements for Federal Awards*, and is also not a required part of the basic financial statements.

The supplementary information on pages 50 through 52 is the responsibility of management and was derived from and relates directly to the underlying accounting and other records used to prepare the basic financial statements. Such information has been subjected to the auditing procedures applied in the audit of the basic financial statements and certain additional procedures, including comparing and reconciling such information directly to the underlying accounting and other records used to prepare the basic financial statements or to the basic financial statements themselves, and other additional procedures in accordance with auditing standards generally accepted in the United States of America. In our opinion, the schedule of expenditures of federal awards is fairly stated, in all material respects, in relation to the basic financial statements as a whole.

Other Reporting Required by *Government Auditing Standards*

In accordance with *Government Auditing Standards*, we have also issued our report dated September 25, 2024, on our consideration of the BOCES' internal control over financial reporting and on our tests of its compliance with certain provisions of laws, regulations, contracts, and grant agreements and other matters. The purpose of that report is solely to describe the scope of our testing of internal control over financial reporting and compliance and the results of that testing, and not to provide an opinion on the effectiveness of the BOCES' internal control over financial reporting or on compliance. That report is an integral part of an audit performed in accordance with *Government Auditing Standards* in considering the BOCES' internal control over financial reporting and compliance.

WEST & COMPANY CPAs PC

Gloversville, New York
September 25, 2024

**HAMILTON, FULTON AND MONTGOMERY COUNTIES
BOARD OF COOPERATIVE EDUCATIONAL SERVICES**

MANAGEMENT’S DISCUSSION AND ANALYSIS

FOR THE FISCAL YEAR ENDED JUNE 30, 2024

The following is a discussion and analysis of the Hamilton-Fulton-Montgomery Counties BOCES’ financial performance for the fiscal year ended June 30, 2024. This section is a summary of the BOCES’ financial activities based on currently known facts, decisions, or conditions. It is also based on both the government-wide and fund-based financial statements. This section is only an introduction and should be read in conjunction with the BOCES’ basic financial statements, which immediately follow this section.

FINANCIAL HIGHLIGHTS

- Net position decreased \$1,335,682 to a deficit of \$64,258,625.
- Revenues increased from \$63.5 million to \$64.9 million.
- The BOCES continued to offer all programs, without reducing services, while maintaining the maximum fund balances allowed by law.

OVERVIEW OF THE FINANCIAL STATEMENTS

This annual report consists of three parts: MD&A (this section), the basic financial statements, required supplementary information and supplementary information. The basic financial statements include two kinds of statements that present different views of the BOCES:

- The first two statements are *BOCES-wide financial statements* that provide both short-term and long-term information about the BOCES’ overall financial status.
- The remaining statements are *fund financial statements* that focus on individual parts of the BOCES, reporting the BOCES’ operations in more detail than the BOCES-wide statements.
- The *governmental funds statements* tell how basic services such as career and technical education, general instruction, educational support services and special education were financed in the short-term as well as what remains for future spending.
- The *fiduciary funds statements* provide information about the financial relationships in which the BOCES acts solely as a custodian for the benefit of others, including component school districts.

The financial statements also include notes that explain some of the information in the statements and provide more detailed data. The statements are followed by a section of required supplementary information that further explains and supports the financial statements with a comparison of the BOCES’ budget for the year.

BOCES-Wide Statements

The BOCES-wide statements report information about the BOCES as a whole using accounting methods similar to those used by private-sector companies. The Statement of Net Position includes all of the BOCES’ assets, deferred outflows of resources, liabilities and deferred inflows of resources. All of the current year’s revenues and expenses are accounted for in the Statement of Activities and Changes in Net Position regardless of when cash is received or paid.

The two BOCES-wide statements report the BOCES’ *net position* and how it has changed. Net position – the difference between the BOCES’ assets, deferred outflows of resources and liabilities and deferred inflows of resources – is one way to measure the BOCES’ financial health or *position*.

- Over time, increases or decreases in the BOCES' net position are an indicator of whether its financial position is improving or deteriorating, respectively.
- To assess the BOCES' overall health, you need to consider additional nonfinancial factors such as changes in enrollment and population shifts in component school districts, the economic climate of businesses within the BOCES' geographic location, changes in services requested by component districts and the condition of BOCES' buildings and other facilities.

In the BOCES-wide financial statements, the BOCES' activities are shown as *governmental activities*. Most of the BOCES' basic services are included here, such as career and technical education, special education, instructional support services and administration. Revenues from component school districts fund these services.

Fund Financial Statements

The fund financial statements provide more detailed information about the BOCES' funds, focusing on its most significant or "major" funds – not the BOCES as a whole. Funds are accounting devices the BOCES uses to keep track of specific sources of funding and spending on particular programs:

- Some funds are required by state law and by bond covenants.
- The BOCES establishes other funds to control and to manage money for particular purposes (such as repaying its long-term debts) or to show that it is properly using certain revenues (such as federal grants).

The BOCES has two kinds of funds:

- **Governmental Funds:** Most of the BOCES' basic services are included in governmental funds, which generally focus on (1) how cash and other financial assets that can readily be converted to cash flow in and out and (2) the balances left at year end that are available for spending. Consequently, the governmental funds statements provide a detailed short-term view that helps you determine whether there are more or fewer financial resources that can be spent in the near future to finance the BOCES' programs. Because this information does not encompass the additional long-term focus of the BOCES-wide statements, additional information following the governmental funds' balance sheets explains the relationship (or differences) between them.
- **Fiduciary Funds:** The BOCES is the custodian for assets that belong to others, such as scholarship funds and the student activities funds. The BOCES is responsible for ensuring that the assets reported in these funds are used only for their intended purposes. The BOCES excludes these activities from the BOCES-wide financial statements because it cannot use these assets to finance its operations.

Figure A-1 summarizes the major features of the BOCES' financial statements including the portion of the BOCES' activities they cover and the types of information they contain.

Figure A-1: Major Features of the BOCES-Wide and Fund Financial Statements

	Fund Financial Statements		
	BOCES-Wide	Governmental Funds	Fiduciary Funds
Scope	Entire BOCES (except fiduciary funds)	The activities of the BOCES that are not proprietary or fiduciary, such as instruction, special education and building maintenance	Instances in which the BOCES administers resources on behalf of someone else, such as scholarship programs and student activities monies
Required financial statements	<ul style="list-style-type: none"> • Statement of net position • Statement of activities 	<ul style="list-style-type: none"> • Balance sheet • Statement of revenues, expenditures and changes in fund balances 	<ul style="list-style-type: none"> • Statement of fiduciary net position • Statement of changes in fiduciary net position
Accounting basis and measurement focus	Accrual accounting and economic resources focus	Modified accrual accounting and current financial focus	Accrual accounting and economic resources focus
Type of asset/deferred outflows of resources/liability/deferred inflows of resources information	All assets, deferred outflows of resources, liabilities and deferred inflows of resources, both financial and capital, short-term and long-term	Generally, assets and deferred outflows of resources expected to be used up and liabilities and deferred inflows of resources that come due or available during the year or soon thereafter; no capital assets or long-term liabilities included	All assets, deferred outflows of resources (if any), liabilities and deferred inflows of resources (if any), both short-term and long-term; funds do not currently contain capital assets, although they can
Type of inflow/outflow information	All revenues and expenses during the year, regardless of when cash is received or paid	Revenues for which cash is received during or soon after the end of the year; expenditures when goods or services have been received and the related liability is due and payable	All additions and deductions during the year, regardless of when cash is received or paid

FINANCIAL ANALYSIS OF THE BOCES AS A WHOLE

Figures A-2 and A-3 highlight the BOCES' Net Position and the Changes in Net Position during the fiscal years ended June 30, 2024 and 2023.

The BOCES' net position was lower on June 30, 2024, than it was the year before, decreasing by \$1,335,682 to a deficit of \$64,258,625 as detailed in Tables A-2 and A-3.

Table A-2: Condensed Statement of Net Position

	Fiscal Year 2024	Fiscal Year 2023	Dollar Change	Percentage Change (Incr.;-Decr.)
ASSETS				
Current and other assets	\$ 27,481,423	\$ 27,175,757	\$ 305,666	1.1%
Noncurrent assets	17,035,507	18,219,759	(1,184,252)	-6.5%
Total Assets	44,516,930	45,395,516	(878,586)	-1.9%
DEFERRED OUTFLOWS OF RESOURCES				
Other post-employment benefits	14,326,431	17,947,725	(3,621,294)	-20.2%
Pensions	7,230,062	9,496,918	(2,266,856)	-23.9%
Total Deferred Outflows of Resources	21,556,493	27,444,643	(5,888,150)	-21.5%
LIABILITIES				
Current liabilities	20,695,939	20,478,634	217,305	1.1%
Long-term liabilities	75,334,659	76,562,409	(1,227,750)	-1.6%
Total Liabilities	96,030,598	97,041,043	(1,010,445)	-1.0%
DEFERRED INFLOWS OF RESOURCES				
Other post-employment benefits	32,189,887	37,838,558	(5,648,671)	-14.9%
Pensions	2,111,563	883,501	1,228,062	139.0%
Total Deferred Inflows of Resources	34,301,450	38,722,059	(4,420,609)	-11.4%
NET POSITION				
Net investment in capital assets	1,231,326	976,516	254,810	26.1%
Restricted	8,114,201	7,953,788	160,413	2.0%
Unrestricted	(73,604,152)	(71,853,247)	(1,750,905)	-2.4%
TOTAL NET POSITION (DEFICIT)	\$ (64,258,625)	\$ (62,922,943)	\$ (1,335,682)	-2.1%

FINANCIAL HIGHLIGHTS

The BOCES' fiscal year 2024 revenues totaled \$64,888,097 (see Table A-3). Billings/charges to components accounted for most of the BOCES' revenue. The remainder came from fees, interest and earnings, operating grants and other miscellaneous sources.

The total cost of all programs and services totaled \$58,509,922 for fiscal year 2024. These expenses (approximately 89.5%) predominately support instruction. The BOCES' administrative and business activities accounted for the remainder of the total costs. This calculation includes an allocation of the building lease from administration to instruction.

Net position decreased by \$1,335,682.

Table A-3: Changes in Net Position from Operating Results

	Fiscal Year 2024	Fiscal Year 2023	Percentage Change (Incr.;-Decr.)
REVENUES			
Charges to components	\$ 59,026,190	\$ 56,789,528	3.9%
Charges to other BOCES	504,994	583,592	-13.5%
Interest and earnings	163,929	28,859	468.0%
Miscellaneous revenues	2,970,687	3,377,214	-12.0%
State sources	1,031,933	1,045,542	-1.3%
Federal sources	1,190,364	1,698,673	-29.9%
Total Revenues	64,888,097	63,523,408	2.1%
EXPENSES			
Administration	5,837,461	5,715,162	2.1%
Occupational instruction	6,917,222	6,808,234	1.6%
Instruction for handicapped	14,522,864	15,290,945	-5.0%
Itinerant services	257,216	418,122	-38.5%
General instruction	10,007,373	9,918,863	0.9%
Instructional support	5,536,991	4,907,092	12.8%
Other services	15,129,597	14,619,102	3.5%
Expenditures - School Lunch	301,198	312,107	-3.5%
Total Expenses	58,509,922	57,989,627	0.9%
Excess of Revenues over Expenses before Return of Surplus	6,378,175	5,533,781	15.3%
Return of Surplus	(7,713,857)	(7,909,177)	2.5%
CHANGE IN NET POSITION	\$ (1,335,682)	\$ (2,375,396)	43.8%

FINANCIAL HIGHLIGHTS

Revenues for the BOCES' governmental activities totaled \$64,888,097 while total expenses equaled \$58,509,922. After the refund of surplus to School Districts, the decrease in net position for governmental activities was \$1,335,682 in 2024. The continuation of the BOCES' good financial condition can be credited to:

- Continued leadership of the BOCES' board.
- Approval of the BOCES' proposed annual budget.
- Continued state and federal aid and support of programs from component districts.

Figure A-4: Sources of Revenues for Fiscal Year 2024

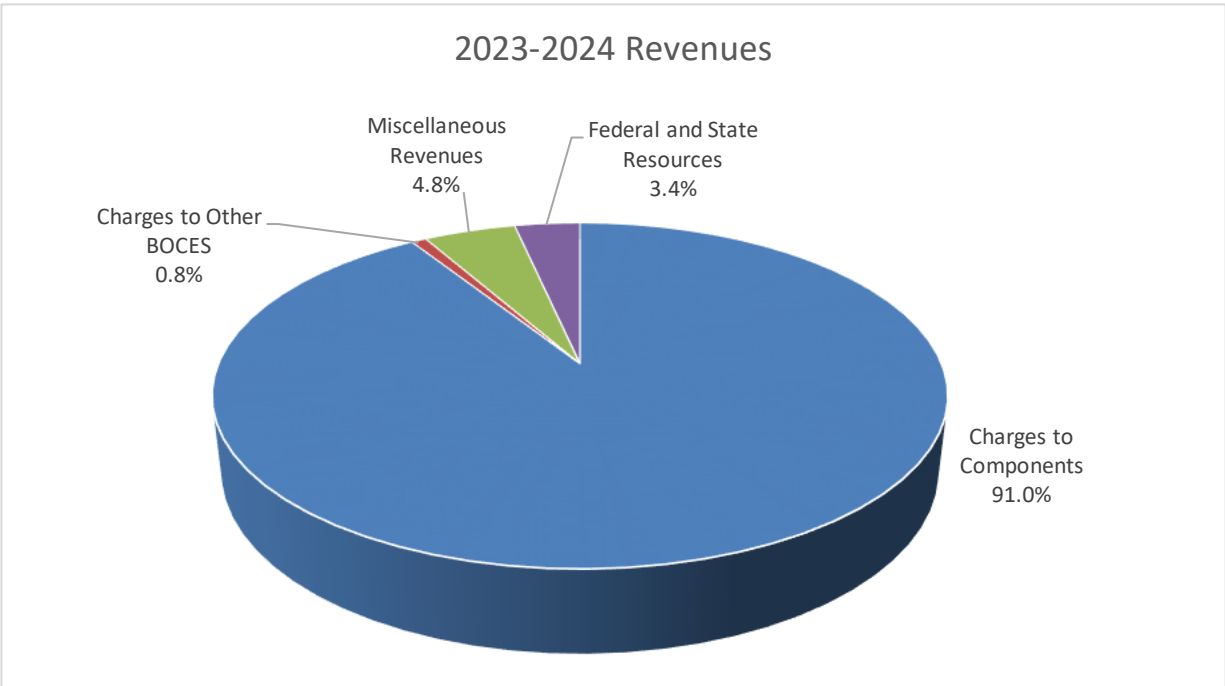
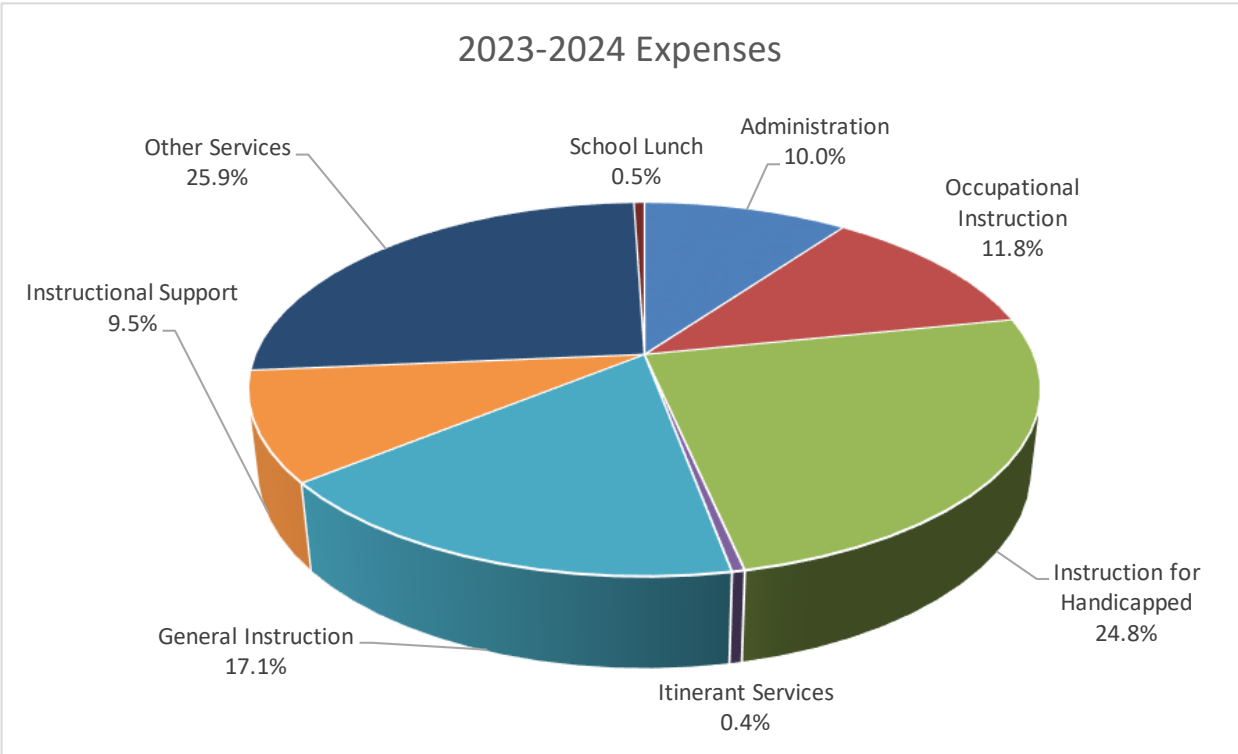


Figure A-5: Expenses for Fiscal Year 2024



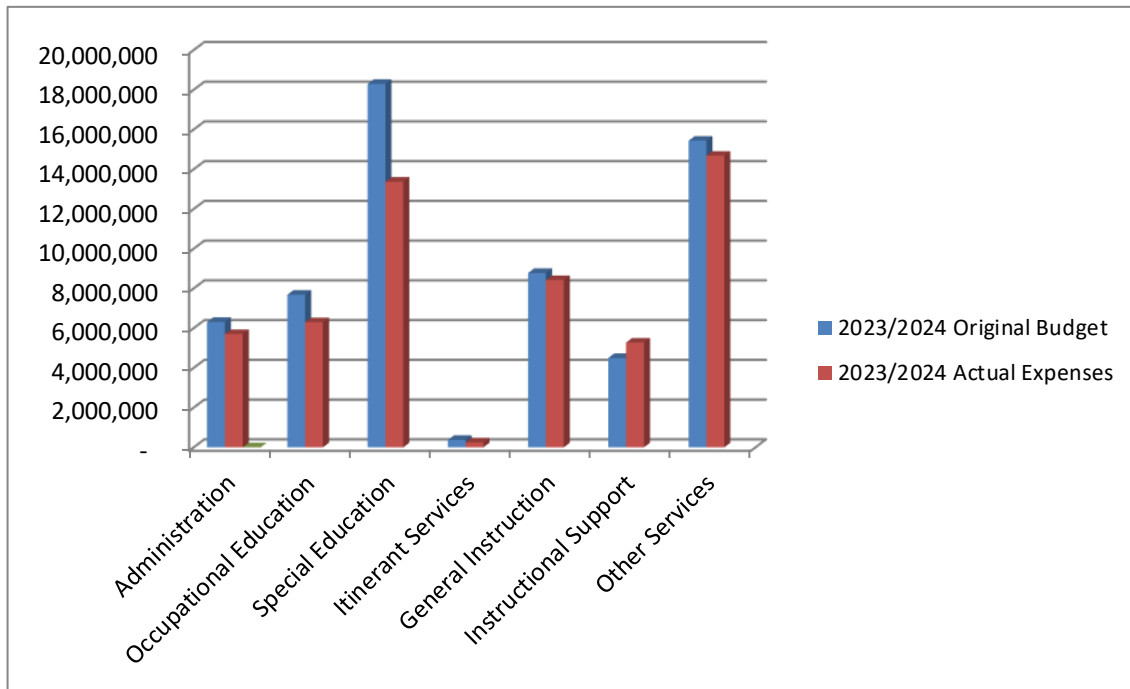
GENERAL FUND BUDGETARY HIGHLIGHTS

During the course of the fiscal year, the original budget was amended several times. These budget amendments fell into two categories:

- Amendments and supplemental appropriations to reflect encumbrances carried over from the previous fiscal year.
- Changes made to original program budgets to accommodate increased or decreased levels of services requested by component districts, non-component districts and other BOCES.

Figure A-6 shows the original budget adopted for the year ended June 30, 2024, compared to the expenditures for the same period.

Figure A-6: Original Budget and Actual Expenditures



CAPITAL ASSET AND DEBT ADMINISTRATION

Capital Assets

BOCES underwent a complete asset inventory in order to comply with Governmental Accounting Standards Board (GASB) Statement No. 34 reporting requirements. Table A-7 indicates the 2024 and 2023 categories of Capital Assets.

Table A-7: Capital Assets (net of depreciation and amortization)

<u>Category</u>	<u>Fiscal Year 2024</u>	<u>Fiscal Year 2023</u>	<u>Percentage Change (Incr.;-Decr.)</u>
Furniture and equipment	\$ 1,231,326	\$ 976,516	26.1%
Right to use assets	15,804,181	17,243,243	-8.3%
TOTAL FIXED ASSETS	\$ 17,035,507	\$ 18,219,759	-6.5%

Long-Term Debt

<u>Category</u>	<u>Fiscal Year 2024</u>	<u>Fiscal Year 2023</u>	<u>Percent Change (Incr.;-Decr.)</u>
Post-employment benefits	\$ 56,161,639	\$ 53,644,757	4.7%
Leases payable	15,804,181	17,243,243	-8.3%
Compensated absences	1,007,475	1,149,356	-12.3%
TOTALS	\$ 72,973,295	\$ 72,037,356	1.3%

- The BOCES' compensated absences decreased by \$141,881 or 12.3% from 2023 to 2024.
- As of June 30, 2024, the BOCES recorded the full accrual of other post-employment benefits (retiree health insurance) as required by GASB 75. The amount is \$56,161,639.
- The BOCES' has outstanding leases payable of \$15,804,181 as of 2024 and paid \$1,439,062 in principal lease payments in 2024.

FACTORS BEARING ON THE FUTURE OF THE BOCES

HFM BOCES is committed to responding to the needs of our component school communities by providing efficient and innovative programs and services. Working in collaboration with our component school districts, HFM BOCES strives to be a valued partner, advocate and leader in our region.

The following are some of the major factors bearing on the future of HFM BOCES.

District Student Enrollment

Over the last several years, an issue affecting a majority of our component school districts is declining student enrollment. However, the combined resident weighted average daily attendance (RWADA) for the 2024-25 school year increased slightly and we are hopeful that the student enrollment in our component districts is beginning to stabilize. Many BOCES services are based on student enrollment, so any reduction could potentially impact our services.

Health Insurance and Legacy Costs

One of the largest fiscal issues our BOCES faces is the health insurance legacy costs for retirees. Retirees age 65 and over utilize a Medicare Advantage program. Our health insurance agreement allows us the flexibility to seek out alternative health insurance providers and select the best plan with the lowest rate for both active employees and retirees. While we have this flexibility to change providers, retiree legacy costs will continue to make up a significant portion of our administrative budget.

Staffing Shortages

We continue to experience staffing shortages across our entire organization. However, the most significant impacts are currently in our Special Education programs. Over the last couple of years, we've updated recruitment strategies and renegotiated contracts to include higher wages in order to help mitigate the shortfall. However, this has made budgeting more challenging as our costs for staffing programs continue to increase at an accelerated pace.

Model Schools/Instructional Technology

For the 2023-24 school year, HFM BOCES began running the Model Schools and Instructional Technology services. We were successful at recruiting experienced staff to help support our districts and are expanding the services in the 2024-25 school year.

CONTACTING THE BOCES' FINANCIAL MANAGEMENT

This report is designed to provide citizens, taxpayers, customers and investors and creditors with a general overview of the finances of the BOCES and to demonstrate their accountability with the money they receive. If you have any questions about this report or need additional information, please contact:

Hamilton, Fulton and Montgomery Counties BOCES
Attention: Dr. David Ziskin – District Superintendent
2755 State Highway 67
Johnstown, NY 12095
(518) 736-4310

**HAMILTON, FULTON AND MONTGOMERY COUNTIES
BOARD OF COOPERATIVE EDUCATIONAL SERVICES**

STATEMENT OF NET POSITION

JUNE 30, 2024

	Primary Government
CURRENT ASSETS	
Cash and cash equivalents	\$ 16,822,679
State and federal aid receivable	9,225,002
Prepaid expenses	691,915
Other receivables	734,594
Food inventory	7,233
Total Current Assets	27,481,423
NONCURRENT ASSETS	
Capital assets - net of accumulated depreciation	1,231,326
Right to use assets - net of accumulated amortization	15,804,181
Total Noncurrent Assets	17,035,507
Total Assets	44,516,930
DEFERRED OUTFLOWS OF RESOURCES	
Other post-employment benefits	14,326,431
Pensions	7,230,062
Total Deferred Outflows of Resources	21,556,493
CURRENT LIABILITIES	
Accounts payable/accrued liabilities	2,726,281
State aid due to school districts	8,320,919
Due to other governments	119
Due to retirement systems	1,398,275
Due to school districts	6,650,139
Unearned revenues	131,384
Leases payable	1,468,822
Total Current Liabilities	20,695,939
LONG-TERM LIABILITIES	
Compensated absences	1,007,475
Net pension liability - proportionate share	3,830,186
Leases payable	14,335,359
Other post-employment benefits	56,161,639
Total Long-Term Liabilities	75,334,659
Total Liabilities	96,030,598
DEFERRED INFLOWS OF RESOURCES	
Other post-employment benefits	32,189,887
Pensions	2,111,563
Total Deferred Inflows of Resources	34,301,450
NET POSITION	
Net investment in capital assets	1,231,326
Restricted	
Unemployment insurance reserve	368,136
Retirement contribution reserve - ERS	4,097,877
Retirement contribution reserve - TRS	880,003
Property loss and liability reserve	240,026
Employee benefit accrued liability reserve	1,195,904
CTE Reserve	1,332,255
Unrestricted	(73,604,152)
TOTAL NET POSITION (DEFICIT)	\$ (64,258,625)

See notes to basic financial statements.

**HAMILTON, FULTON AND MONTGOMERY COUNTIES
BOARD OF COOPERATIVE EDUCATIONAL SERVICES**

STATEMENT OF ACTIVITIES AND CHANGE IN NET POSITION

FOR THE YEAR ENDED JUNE 30, 2024

	<u>Expenses</u>	<u>Program Revenue</u>		<u>Net (Expenses) Revenues and Changes in Net Position</u>
		<u>Charges for Services</u>	<u>Operating Grants</u>	
FUNCTIONS AND PROGRAMS:				
Administration	\$ 5,837,461	\$ 6,290,634	\$ 0	\$ 453,173
Occupational instruction	6,917,222	6,946,284	334,273	363,335
Instruction for the handicapped	14,522,864	14,743,065	597,052	817,253
Itinerant services	257,216	277,184	0	19,968
General instruction	10,007,373	9,281,806	988,767	263,200
Instructional support	5,536,991	5,811,507	102,223	376,739
Other services	15,129,597	16,180,498	0	1,050,901
Expenditures - school lunch	301,198	206	207,688	(93,304)
Total Functions and Programs	<u>\$ 58,509,922</u>	<u>\$ 59,531,184</u>	<u>\$ 2,230,003</u>	<u>3,251,265</u>
GENERAL REVENUES:				
Interest and earnings				163,929
Miscellaneous				2,962,981
Total General Revenues				<u>3,126,910</u>
CHANGE IN NET POSITION				6,378,175
TRANSFER OF JUNE 30, 2024, SURPLUS TO SCHOOL DISTRICTS - PAYABLE				(7,713,857)
TOTAL NET POSITION (DEFICIT) – BEGINNING OF YEAR				<u>(62,922,943)</u>
TOTAL NET POSITION (DEFICIT) – END OF YEAR				<u>\$ (64,258,625)</u>

See notes to basic financial statements.

**HAMILTON, FULTON AND MONTGOMERY COUNTIES
BOARD OF COOPERATIVE EDUCATIONAL SERVICES**

BALANCE SHEET – GOVERNMENTAL FUNDS

JUNE 30, 2024

	Governmental Fund Types			Total Governmental Funds
	General	Special Aid	School Lunch	
ASSETS				
Cash and cash equivalents	\$ 16,639,566	\$ 131,525	\$ 51,588	\$ 16,822,679
Other receivables	704,057	30,537	0	734,594
State and federal aid receivable	8,320,919	895,871	8,212	9,225,002
Due from other funds	871,069	0	51,508	922,577
Prepaid expenses	691,915	0	0	691,915
Food inventory	0	0	7,233	7,233
TOTAL ASSETS	\$ 27,227,526	\$ 1,057,933	\$ 118,541	\$ 28,404,000
LIABILITIES				
Accounts payable	\$ 1,606,848	\$ 3,253	\$ 13,229	\$ 1,623,330
Accrued liabilities	1,050,604	52,320	27	1,102,951
State aid to school districts	8,320,919	0	0	8,320,919
Due to other funds	51,508	871,069	0	922,577
Due to school districts	6,650,139	0	0	6,650,139
Due to other governments	0	0	119	119
Due to Teachers' Retirement System	1,158,450	0	0	1,158,450
Due to Employees' Retirement System	239,825	0	0	239,825
Unearned revenues	0	131,291	93	131,384
Total liabilities	19,078,293	1,057,933	13,468	20,149,694
FUND BALANCE				
Nonspendable				
Reserve for inventory	0	0	7,233	7,233
Prepaid expenses	691,915	0	0	691,915
Restricted:				
Unemployment insurance reserve	368,136	0	0	368,136
Retirement contribution reserve - TRS	880,003	0	0	880,003
Retirement contribution reserve - ERS	4,097,877	0	0	4,097,877
Employee benefit accrued liability reserve	1,195,904	0	0	1,195,904
Property loss and liability reserve	240,026	0	0	240,026
CTE Reserve	1,332,255	0	0	1,332,255
Assigned	35,032	0	97,840	132,872
Unassigned	(691,915)	0	0	(691,915)
Total fund balance	8,149,233	0	105,073	8,254,306
TOTAL LIABILITIES AND FUND BALANCE	\$ 27,227,526	\$ 1,057,933	\$ 118,541	\$ 28,404,000
RECONCILIATION OF FUND BALANCE TO NET ASSETS:				
Amounts reported for activities in the statement of net position are different because:				
Total fund balance at June 30, 2024				\$ 8,254,306
Amounts reported for governmental activities in the statement of net position are different because:				
Capital assets used in governmental activities are not financial resources and, therefore, are not reported in funds				17,035,507
Proportionate share of long-term asset and liability associated with participation in state retirement systems are not current financial resources or obligations and are not reported in the funds				1,288,313
Long-term liabilities, including capitalized lease payables, other post-employment benefits and compensated absences, are not due and payable in the current period and, therefore, are not reported in the funds				(90,836,751)
TOTAL NET POSITION – STATEMENT OF ACTIVITIES				\$ (64,258,625)

See notes to basic financial statements.

**HAMILTON, FULTON AND MONTGOMERY COUNTIES
BOARD OF COOPERATIVE EDUCATIONAL SERVICES**

**STATEMENT OF REVENUES, EXPENDITURES
AND CHANGES IN FUND BALANCES – GOVERNMENTAL FUNDS**

FOR THE YEAR ENDED JUNE 30, 2024

	<u>Governmental Fund Types</u>			<u>Totals</u>
	<u>General</u>	<u>Special Aid</u>	<u>School Lunch</u>	
REVENUES				
Charges to components	\$ 58,231,778	\$ 794,206	\$ 0	\$ 59,025,984
Charges to other BOCES	476,096	28,898	0	504,994
Interest and earnings	163,929	0	0	163,929
Miscellaneous	1,236,481	54,745	7,706	1,298,932
Interfund revenues	1,671,755	0	0	1,671,755
Sales	0	0	206	206
State sources	0	1,013,122	18,811	1,031,933
Federal sources	0	1,009,193	181,171	1,190,364
Total revenues	61,780,039	2,900,164	207,894	64,888,097
EXPENDITURES				
Administration	5,707,299	0	0	5,707,299
Occupational instruction	6,302,151	460,833	0	6,762,984
Instruction for the handicapped	13,375,931	823,105	0	14,199,036
Itinerant services	251,481	0	0	251,481
General instruction	8,421,098	1,363,129	0	9,784,227
Instructional support	5,272,602	140,926	0	5,413,528
Other services	14,680,070	112,171	0	14,792,241
Cost of sales	0	0	301,198	301,198
Total expenditures	54,010,632	2,900,164	301,198	57,211,994
EXCESS (DEFICIENCY) OF REVENUES OVER EXPENDITURES	7,769,407	0	(93,304)	7,676,103
OTHER FINANCING SOURCES (USES)				
Interfund transfer	(93,304)	0	93,304	0
Unemployment insurance reserve - net	(4,226)	0	0	(4,226)
Retirement reserve	129,222	0	0	129,222
Employee benefit accrued liability reserve	(17,520)	0	0	(17,520)
Property loss and liability reserve	7,105	0	0	7,105
CTE Reserve	45,831	0	0	45,831
Refund of surplus	(7,713,857)	0	0	(7,713,857)
Total other financing sources (uses)	(7,646,749)	0	93,304	(7,553,445)
EXCESS (DEFICIENCY) OF REVENUES AND OTHER SOURCES OVER EXPENDITURES AND USES	122,658	0	0	122,658
FUND BALANCE – BEGINNING OF YEAR	8,026,575	0	105,073	8,131,648
FUND BALANCE – END OF YEAR	\$ 8,149,233	\$ 0	\$ 105,073	\$ 8,254,306

See notes to basic financial statements.

**HAMILTON, FULTON AND MONTGOMERY COUNTIES
BOARD OF COOPERATIVE EDUCATIONAL SERVICES**

**RECONCILIATION OF GOVERNMENTAL FUNDS STATEMENT OF REVENUES, EXPENDITURES
AND CHANGES IN FUND BALANCES TO STATEMENT OF ACTIVITIES**

FOR THE YEAR ENDED JUNE 30, 2024

REVENUES - GOVERNMENTAL FUNDS		\$ 64,888,097
EXPENDITURES - GOVERNMENTAL FUNDS	\$ 57,211,994	
Add:		
Depreciation	234,391	
Amortization	1,439,062	
Other post-employment benefits	489,505	
Pensions	1,365,526	
	<u>3,528,484</u>	
Deduct:		
Change in capital assets	489,201	
Decrease in leases payable	1,439,062	
Increase in reserves	160,412	
Change in compensated absences	141,881	
	<u>2,230,556</u>	
EXPENDITURES - STATEMENT OF ACTIVITIES AND CHANGE IN NET POSITION		<u>58,509,922</u>
CHANGE IN NET POSITION BEFORE REFUND OF SURPLUS		<u><u>\$ 6,378,175</u></u>

See notes to basic financial statements.

**HAMILTON, FULTON AND MONTGOMERY COUNTIES
BOARD OF COOPERATIVE EDUCATIONAL SERVICES**

STATEMENT OF FIDUCIARY NET POSITION

JUNE 30, 2024

	Custodial Funds
ASSETS	
Restricted cash	\$ 65,727
Total assets	\$ 65,727
LIABILITIES	
Other liabilities	\$ 206
Total liabilities	206
NET POSITION	
Held in trust for:	
Extraclassroom activities	27,559
Endowment scholarships	37,962
TOTAL NET POSITION	\$ 65,521

STATEMENT OF CHANGES IN FIDUCIARY NET POSITION

FOR THE YEAR ENDED JUNE 30, 2024

	Custodial Funds
ADDITIONS:	
Extraclassroom receipts	\$ 28,159
Donations	857
Interest and earnings	1,147
Total additions	30,163
DEDUCTIONS:	
Extraclassroom disbursements	30,529
Scholarships expenses	2,000
Total deductions	32,529
CHANGE IN NET POSITION	(2,366)
NET POSITION – BEGINNING OF YEAR	67,887
NET POSITION – END OF YEAR	\$ 65,521

See notes to basic financial statements.

**HAMILTON, FULTON AND MONTGOMERY COUNTIES
BOARD OF COOPERATIVE EDUCATIONAL SERVICES**

NOTES TO BASIC FINANCIAL STATEMENTS

JUNE 30, 2024

NOTE 1 – SUMMARY OF SIGNIFICANT ACCOUNTING POLICIES

The financial statements of the Hamilton, Fulton and Montgomery Counties Board of Cooperative Educational Services (BOCES) have been prepared in conformity with generally accepted accounting principles (GAAP) as applied to government units. Those principles are prescribed by the Governmental Accounting Standards Board (GASB), which is the accepted standard-setting body for establishing governmental accounting and financial reporting principles.

Significant accounting principles and policies utilized by the BOCES are described below:

A) Reporting Entity

The BOCES is governed by the laws of New York State. The BOCES is an independent entity and the governing body is the Board of Cooperative Educational Services. The President of the Board serves as the chief fiscal officer and the District Superintendent is the chief executive officer. The Board is responsible for, and controls, all activities related to education within the BOCES District. Board members have authority to make decisions, power to appoint management and primary accountability for all fiscal matters.

The reporting entity of the BOCES is based upon criteria set forth by GASB Statement 14, *The Financial Reporting Entity*, as amended by GASB Statement 39, *Component Units*. The financial reporting entity consists of the primary government, organizations for which the primary government is financially accountable and other organizations for which the nature and significance of their relationship with the primary government are such that exclusion would cause the reporting entity's financial statements to be misleading or incomplete.

Boards of Cooperative Educational Services (BOCES) were established by New York State legislation in 1948 to enable smaller school districts to offer more breadth in their educational programs by sharing teachers. In 1955, legislation was passed allowing BOCES to provide districts in a geographic area that share planning, services and programs which provide educational and support activities more economically, efficiently and equitably than could be provided locally. BOCES provides instructional and support programs and services to the following 15 school districts in New York's Hamilton, Fulton and Montgomery Counties:

Amsterdam Enlarged City School District
Broadalbin-Perth Central School District
Canajoharie Central School District
Edinburg Common School District
Fonda-Fultonville Central School District
Fort Plain Central School District
Gloversville Enlarged City School District
Greater Johnstown City School District
Lake Pleasant Central School District
Mayfield Central School District
Northville Central School District
Oppenheim-Ephratah-St. Johnsville Central School District
Piseco Elementary School District
Wells Central School District
Wheelerville Union Free School District

**HAMILTON, FULTON AND MONTGOMERY COUNTIES
BOARD OF COOPERATIVE EDUCATIONAL SERVICES**

NOTES TO BASIC FINANCIAL STATEMENTS

JUNE 30, 2024

NOTE 1 – SUMMARY OF SIGNIFICANT ACCOUNTING POLICIES – (CONTINUED)

A) Reporting Entity – (Continued)

BOCES' programs and services include special education, vocational education, academic and alternative programs, summer school, staff development, computer services (management and instructional), educational communication and cooperative purchasing.

The accompanying financial statements present the activities of the BOCES. The BOCES is not a component unit of another reporting entity. The decision to include a potential component unit in the BOCES' reporting entity is based on several criteria including legal standing, fiscal dependency and financial accountability. Based on the application of these criteria, the following is a brief description of an entity included in the BOCES' reporting entity.

i) Extraclassroom Activity Funds

The Extraclassroom Activity Funds of the BOCES represent funds of the students of the BOCES. The Board of Cooperative Educational Services exercises general oversight of these funds. The Extraclassroom Activity Funds are independent of the BOCES with respect to financial transactions and designation of student management. Audited financial statements (cash basis) of the Extraclassroom Activity Funds can be found bound with these basic financial statements. The BOCES accounts for these funds in the custodial fund.

B) Joint Venture

There are 15 participating school districts in the BOCES. The BOCES is a joint venture in which the participating districts have an ongoing financial responsibility, no equity interest and no single participant controls the financial or operating policies of the BOCES. The BOCES was formed under State law for the purpose of providing shared educational programs and instruction in subjects approved by the State Education Commissioner. The BOCES' governing board is elected based on the vote of members of the participating districts' governing boards. The BOCES charges districts for program costs based on participation and for administrative costs. During the year ended June 30, 2024, the BOCES billed its component districts and other BOCES \$58,707,874 for administrative and program costs.

C) Basis of Presentation

1. BOCES-Wide Statements

The Statement of Net Position and the Statement of Activities present financial information about the BOCES' governmental activities. These statements include the financial activities of the overall government in its entirety, except those that are fiduciary.

Eliminations have been made to minimize the double counting of internal transactions. Governmental activities generally are financed through charges to components and other BOCES, intergovernmental revenues and other exchange and nonexchange transactions. Operating grants include operating-specific and discretionary (either operating or capital) grants.

HAMILTON, FULTON AND MONTGOMERY COUNTIES
BOARD OF COOPERATIVE EDUCATIONAL SERVICES

NOTES TO BASIC FINANCIAL STATEMENTS

JUNE 30, 2024

NOTE 1 – SUMMARY OF SIGNIFICANT ACCOUNTING POLICIES – (CONTINUED)

C) Basis of Presentation – (Continued)

1. BOCES-Wide Statements – (Continued)

The Statement of Net Position presents the financial position of the BOCES at fiscal year-end. The Statement of Activities presents a comparison between program expenses and revenues for each function of the BOCES' governmental activities. Direct expenses are those that are specifically associated with and are clearly identifiable to a particular function. Indirect expenses, principally employee benefits, are allocated to functional areas in proportion to the payroll expended for those areas. Program revenues include charges paid by the recipients of goods and services offered by the programs, and grants and contributions that are restricted to meeting the operational or capital requirements of a particular program. Revenues that are not classified as program revenues, including all taxes, are presented as general revenues.

2. Funds Statements

The fund statements provide information about the BOCES' funds, including fiduciary funds. Separate statements for each fund category (governmental and fiduciary) are presented. The emphasis of fund financial statements is on major governmental funds, each displayed in a separate column.

The BOCES reports the following major governmental funds:

General Fund – This is the BOCES' primary operating fund. It accounts for all financial transactions that are not required to be accounted for in another fund.

Special Revenue Funds – These funds account for the proceeds of specific revenue sources, such as federal and state grants, that are legally restricted to expenditures for specified purposes, child nutrition or other activities whose funds are restricted as to use. These legal restrictions may be imposed either by governments that provide the funds or by outside parties.

The BOCES reports on the following fiduciary fund:

Custodial Fund

Fiduciary activities are those in which the BOCES acts as custodian for resources that belong to others. These activities are not included in the BOCES funds financial statements, because their resources do not belong to the BOCES and are not available to be used.

D) Measurement Focus and Basis of Accounting

Accounting and financial reporting treatment is determined by the applicable measurement focus and basis of accounting. Measurement focus indicates the type of resources being measured such as current financial resources or economic resources. The basis of accounting indicates the timing of transactions or events for recognition in the financial statements.

**HAMILTON, FULTON AND MONTGOMERY COUNTIES
BOARD OF COOPERATIVE EDUCATIONAL SERVICES**

NOTES TO BASIC FINANCIAL STATEMENTS

JUNE 30, 2024

NOTE 1 – SUMMARY OF SIGNIFICANT ACCOUNTING POLICIES – (CONTINUED)

D) Measurement Focus and Basis of Accounting – (Continued)

The BOCES-wide and fiduciary fund financial statements are reported using the economic resources measurement focus and the accrual basis of accounting. Revenues are recorded when earned and expenses are recorded at the time liabilities are incurred, regardless of when the related cash transaction takes place. Nonexchange transactions, in which the BOCES gives or receives value without directly receiving or giving equal value in exchange, include state aid, grants and donations. On an accrual basis, revenues from state aid are recognized in the fiscal year it is appropriated by the state and revenues from grants and donations are recognized in the fiscal year in which all eligibility requirements have been satisfied.

The governmental fund statements are reported using the current financial resources measurement focus and the modified accrual basis of accounting. Under this method, revenues are recognized when measurable and available. The BOCES considers all revenues reported in the governmental funds to be available if the revenues are collected within one year after the end of the fiscal year as it matches the liquidation of related obligations.

Expenditures are recorded when the related fund liability is incurred, except for principal and interest on general long-term debt, claims and judgments and compensated absences, pensions and other post-employment benefits, which are recognized as expenditures to the extent they have matured. General capital asset acquisitions are reported as expenditures in governmental funds. Proceeds of general long-term debt and acquisitions under capital leases are reported as other financial sources.

E) Inventories and Prepaids

Inventories of food in the School Lunch Fund are recorded at cost on a first-in, first-out basis or in the case of surplus food, at stated value which approximates market. Purchases of inventoriable items in other funds are recorded as expenditures at the time of purchase and are considered immaterial in amount.

Prepaid items represent payments made by the BOCES for which benefits extend beyond year-end. These payments to vendors reflect costs applicable to future accounting periods and are recorded as prepaid items in both the BOCES-wide and fund financial statements. These items are reported as assets on the statement of net position or balance sheet using the consumption method. A current asset for the prepaid amounts is recorded at the time of receipt and/or purchase and an expense/expenditure is reported in the year the goods or services are consumed.

A portion of the fund balance in the amount of these non-liquid assets (inventories and prepaid items) has been identified as not available for other subsequent expenditures.

F) Restricted Resources

When an expense is incurred for purposes for which both restricted and unrestricted net position are available, the BOCES' policy concerning which to apply first varies with the intended use, and with associated legal requirements, many of which are described elsewhere in these Notes.

**HAMILTON, FULTON AND MONTGOMERY COUNTIES
BOARD OF COOPERATIVE EDUCATIONAL SERVICES**

NOTES TO BASIC FINANCIAL STATEMENTS

JUNE 30, 2024

NOTE 1 – SUMMARY OF SIGNIFICANT ACCOUNTING POLICIES – (CONTINUED)

G) Capital Assets

Capital assets are reported at actual cost when such data was available. For assets in which there was no data available, estimated historical costs, based on direct costing, standard costing or normal costing methods, were used. Donated assets are reported at estimated fair market value at the time received.

Land and construction in process are not depreciated. Capitalization thresholds (the dollar value above which asset acquisitions are added to the capital asset accounts), depreciation methods and estimated useful lives of capital assets reported in the BOCES-wide statements are as follows:

	<u>Capitalization Threshold</u>	<u>Depreciation Method</u>	<u>Estimated Useful Life</u>
Buildings and improvements	\$ 5,000	Straight-line	50
Site improvements	5,000	Straight-line	20
Vehicles	5,000	Straight-line	8
Computer equipment	5,000	Straight-line	5
Equipment	5,000	Straight-line	5 – 10

H) Right to Use Assets

Right to use assets are reported at actual cost or estimated historical cost. Right to use assets are amortized using the straight-line method over the estimated useful life of the asset. All right to use assets are buildings which are amortized over the term of the lease.

I) Vested Employee Benefits

Compensated Absences

Compensated absences consist of unpaid accumulated annual sick leave and vacation.

Sick leave eligibility and accumulation is specified in negotiated labor contracts, and in individual employment contracts. Upon retirement, resignation or death, employees may contractually receive a payment based on unused accumulated sick leave.

BOCES employees are granted vacation in varying amounts, based primarily on length of service and service position. Some earned benefits may be forfeited if not taken within varying time periods.

Consistent with GASB Statement 16, *Accounting for Compensated Absences*, the liability has been calculated using the vesting/termination method and an accrual for that liability is included in the BOCES-wide financial statements. The compensated absences liability is calculated based on the pay rates in effect at year end.

Vacation leave is recorded as an expenditure when paid.

Nonvesting sick leave is allowed to accumulate up to a maximum of 200 days and becomes vested after age 50 and upon retirement.

**HAMILTON, FULTON AND MONTGOMERY COUNTIES
BOARD OF COOPERATIVE EDUCATIONAL SERVICES**

NOTES TO BASIC FINANCIAL STATEMENTS

JUNE 30, 2024

NOTE 1 – SUMMARY OF SIGNIFICANT ACCOUNTING POLICIES – (CONTINUED)

J) Deferred Outflows and Inflows of Resources

In addition to assets, the Statement of Net Position will sometimes report a separate section for deferred outflows of resources. The separate financial statement element, *deferred outflows of resources*, represents a consumption of net position that applies to a future period and so will not be recognized as an outflow of resources (expense/expenditure) until then. The BOCES has three items that qualify for reporting in this category. The first item is related to pensions reported in the BOCES-wide Statement of Net Position. This represents the effect of the net change in the BOCES' proportion of the collective net pension asset or liability and difference during the measurement period between the BOCES' contributions and its proportionate share of total contributions to the pension systems not included in pension expense. The second is the BOCES contributions to the pension systems (TRS and ERS Systems) and OPEB subsequent to the measurement date. The third item relates to OPEB reporting in the BOCES-wide Statement of Net Position. This represents the effect of the net change in the actual and expected experience.

In addition to liabilities, the Statement of Net Position or Balance Sheet will sometimes report a separate section for deferred inflows of resources. This separate financial statement element, *deferred inflows of resources*, represents an acquisition of net position or fund balance that applies to a future period(s) and so will not be recognized as an inflow of resources (revenue) until that time. The BOCES has three items that qualify for reporting in this category. The first item is related to pensions reported in the BOCES-wide Statement of Net Position. This represents the effect of the net change in the BOCES' proportion of the collective net pension liability (ERS System) and net pension liability (TRS System) and difference during the measurement periods between the BOCES' contributions and its proportion share of total contributions to the pension systems not included in pension expense. The second item is revenues from grants received that have met all other eligibility requirements except those related to time restrictions. The third item is related to OPEB reporting in the BOCES-wide Statement of Net Position. This represents the effect of the net changes of assumptions or other inputs.

Pension Assets, Liabilities, Pension Expense, and Deferred Outflows of Resources and Deferred Inflows of Resources Related to Pensions

At June 30, 2024, the BOCES reported the following asset (liability) for its proportionate share of the net pension asset (liability) for each of the Systems. The net pension asset (liability) was measured as of March 31, 2024 for ERS and June 30, 2023 for TRS. The total pension asset (liability) used to calculate the net pension asset (liability) was determined by an actuarial valuation. The BOCES' proportion of the net pension asset (liability) was based on a projection of the BOCES' long-term share of contributions to the Systems relative to the projected contributions of all participating members, actuarially determined. This information was provided by the ERS and TRS Systems in reports provided to the BOCES.

	<u>ERS</u>	<u>TRS</u>
	March 31, 2024	June 30, 2023
Measurement date		
BOCES' proportionate share of the net pension asset (liability)	\$ (3,178,432)	\$ (651,754)
BOCES's portion of the Plan's total net pension asset (liability)	0.0215867%	0.056992%
Change in proportion since the prior measurement date	(0.0005797)%	(0.005867)%

**HAMILTON, FULTON AND MONTGOMERY COUNTIES
BOARD OF COOPERATIVE EDUCATIONAL SERVICES**

NOTES TO BASIC FINANCIAL STATEMENTS

JUNE 30, 2024

NOTE 1 – SUMMARY OF SIGNIFICANT ACCOUNTING POLICIES – (CONTINUED)

J) Deferred Outflows and Inflows of Resources – (Continued)

Pension Assets, Liabilities, Pension Expense, and Deferred Outflows of Resources and Deferred Inflows of Resources Related to Pensions – (Continued)

For the year ended June 30, 2024, the BOCES recognized its proportionate share of pension expense of \$1,369,687 for ERS and of \$1,851,959 for TRS. At June 30, 2024 the BOCES' reported deferred outflows of resources and deferred inflows of resources related to pensions from the following sources were:

	Deferred Outflows of Resources		Deferred Inflows of Resources	
	ERS	TRS	ERS	TRS
Differences between expected and actual experience	\$ 1,023,770	\$ 1,580,329	\$ 86,668	\$ 3,906
Changes of assumptions	1,201,694	1,403,206	0	305,821
Net difference between projected and actual earnings on pension plan investments	0	333,164	1,552,647	0
Changes in proportion and differences between the BOCES' contributions and proportionate share of contributions	50,531	390,140	60,535	101,986
BOCES' contributions subsequent to the measurement date	239,825	1,007,403	0	0
Total	\$ 2,515,820	\$ 4,714,242	\$ 1,699,850	\$ 411,713

BOCES contributions subsequent to the measurement date which will be recognized as a reduction of the net pension asset (liability) in the year ended March 31, 2025 for ERS and June 30, 2025 for TRS. Other amounts reported as deferred outflows of resources and deferred (inflows) of resources related to pensions will be recognized in pension expense as follows:

	ERS	TRS
Year ended:		
2025	\$ (588,059)	\$ (298,712)
2026	598,002	2,670,184
2027	917,901	267,247
2028	(351,700)	217,807
2029	0	131,012
Thereafter	0	0

**HAMILTON, FULTON AND MONTGOMERY COUNTIES
BOARD OF COOPERATIVE EDUCATIONAL SERVICES**

NOTES TO BASIC FINANCIAL STATEMENTS

JUNE 30, 2024

NOTE 1 – SUMMARY OF SIGNIFICANT ACCOUNTING POLICIES – (CONTINUED)

J) Deferred Outflows and Inflows of Resources – (Continued)

Actuarial Assumptions

The total pension asset (liability) as of the measurement date was determined by using an actuarial valuation as noted in the table below, with update procedures used to roll forward the total pension asset (liability) to the measurement date. The actuarial valuations used the following actuarial assumptions:

	<u>ERS</u>	<u>TRS</u>
Measurement date	March 31, 2024	June 30, 2023
Actuarial valuation date	April 1, 2023	June 30, 2022
Interest rate	5.9%	6.95%
Salary scale	4.4%	1.95% - 5.18%
Decrement tables	April 1, 2015 - March 31, 2020	July 1, 2015 - June 30, 2020
	System's experience	System's experience
Inflation rate	2.9%	2.4%
Projected cost of living adjustments	1.5%	1.3%

For ERS, annuitant mortality rates are based on April 1, 2015 through March 31, 2020 System's experience with adjustments for mortality improvements based on MP-2021. For TRS, annuitant mortality rates are based on July 1, 2015 through June 30, 2020 System's experience with adjustments for mortality improvements based on Society of Actuaries Scale MP-2021.

For ERS, the actuarial assumptions used in the April 1, 2023 valuation are based on the results of an actuarial experience study for the period April 1, 2015 through March 31, 2020. For TRS, the actuarial assumptions used in the June 30, 2022 valuation are based on the results of an actuarial experience study for the period July 1, 2015 through June 30, 2020.

**HAMILTON, FULTON AND MONTGOMERY COUNTIES
BOARD OF COOPERATIVE EDUCATIONAL SERVICES**

NOTES TO BASIC FINANCIAL STATEMENTS

JUNE 30, 2024

NOTE 1 – SUMMARY OF SIGNIFICANT ACCOUNTING POLICIES – (CONTINUED)

J) Deferred Outflows and Inflows of Resources – (Continued)

Actuarial Assumptions – (Continued)

The long-term rate of return on pension plan investments was determined using a building block method in which best estimate ranges of expected future real rates of return (expected returns net of investment expense and inflation) are developed for each major asset class. These ranges are combined to produce the long-term expected rate of return by weighting the expected future real rates of return by each target asset allocation percentage and by adding expected inflation. Best estimates of the arithmetic real rates of return for each major asset class included in the target asset allocation are summarized below:

Measurement date	<u>ERS</u> March 31, 2024	<u>TRS</u> June 30, 2023
<u>Asset type</u>		
Domestic equity	4.00%	6.80%
International equity	6.65	7.60
Global equities	0	7.20
Real estate	4.60	6.30
Domestic fixed income securities	1.50	2.20
Global bonds	0	1.60
High-yield bonds	0	4.40
Real estate debt	0	3.20
Private debt	0	6.00
Credit	5.40	0
Private equity/alternative investments	7.25	10.10
Opportunistic/ARS portfolio	5.25	0
Cash	0.25	0.30
Real assets	5.79	0

Discount Rate

The discount rate used to calculate the total pension asset (liability) was 5.9% for ERS and 6.95% for TRS. The projection of cash flows used to determine the discount rate assumes that contributions from plan members will be made at the current contribution rates and that contributions from employers will be made at statutorily required rates, actuarially. Based upon the assumptions, the Systems' fiduciary net position was projected to be available to make all projected future benefit payments of current plan members. Therefore, the long-term expected rate of return on pension plan investments was applied to all periods of projected benefit payments to determine the total pension asset (liability).

Sensitivity of the Proportionate Share of the Net Pension Asset (Liability) to the Discount Rate Assumption

The following presents the BOCES's proportionate share of the net pension asset (liability) calculated using the discount rate of 5.9% for ERS and 6.95% for TRS, as well as what the BOCES's proportionate share of the net pension asset (liability) would be if it were calculated using a discount rate that is 1 percentage point lower (4.9% for ERS and 5.95% for TRS) or 1 percentage point higher (6.9% for ERS and 7.95% for TRS) than the current rate:

**HAMILTON, FULTON AND MONTGOMERY COUNTIES
BOARD OF COOPERATIVE EDUCATIONAL SERVICES**

NOTES TO BASIC FINANCIAL STATEMENTS

JUNE 30, 2024

NOTE 1 – SUMMARY OF SIGNIFICANT ACCOUNTING POLICIES – (CONTINUED)

J) Deferred Outflows and Inflows of Resources – (Continued)

Sensitivity of the Proportionate Share of the Net Pension Asset (Liability) to the Discount Rate Assumption – (Continued)

	1% Decrease (4.9%)	Current Assumption (5.9%)	1% Increase (6.9%)
<u>ERS</u> BOCES' proportionate share of the net pension asset (liability)	\$ (9,993,314)	\$ (3,178,432)	\$ 2,513,409
<u>TRS</u> BOCES' proportionate share of the net pension asset (liability)	\$ (9,926,540)	\$ (651,754)	\$ 7,148,743

Pension Plan Fiduciary Net Position

The components of the current-year net pension asset (liability) of the employers as of the respective valuation dates were as follows:

	(Dollars in thousands)		
	<u>ERS</u> March 31, 2024	<u>TRS</u> June 30, 2023	<u>Total</u>
Measurement date			
Employers' total pension asset (liability)	\$(240,696,851)	\$(138,365,122)	\$(379,061,973)
Plan fiduciary net position asset (liability)	225,972,801	137,221,537	363,194,338
Employers' net pension asset (liability)	(14,724,050)	(1,143,585)	(15,867,635)
Ratio of plan fiduciary net position to the employers' total pension asset (liability)	93.88%	99.20%	95.81%

Payables to the Pension Plan

For ERS, employer contributions are paid annually based on the System's fiscal year which ends on March 31. Accrued retirement contributions as of June 30, 2024 represent the projected employer contribution for the period of April 1, 2024 through June 30, 2024 based on paid ERS wages multiplied by the employer's contribution rate, by tier. Accrued retirement contributions as of June 30, 2024 amounted to \$239,825.

For TRS, employer and employee contributions for the fiscal year ended June 30, 2024 are paid to the System in September, October and November 2024 through a state aid intercept. Accrued retirement contributions as of June 30, 2024 represent employee and employer contributions for the fiscal year ended June 30, 2024 based on paid TRS wages multiplied by the employer's contribution rate, by tier and employee contributions for the fiscal year as reported to the TRS System. Accrued retirement contributions as of June 30, 2024 amount to \$1,158,450.

Additional pension information can be found in Note 8.

HAMILTON, FULTON AND MONTGOMERY COUNTIES
BOARD OF COOPERATIVE EDUCATIONAL SERVICES

NOTES TO BASIC FINANCIAL STATEMENTS

JUNE 30, 2024

NOTE 1 – SUMMARY OF SIGNIFICANT ACCOUNTING POLICIES – (CONTINUED)

K) Unearned Revenue

The BOCES reports unearned revenues on its Statement of Net Position and its Balance Sheet. On the Statement of Net Position, unearned revenue arises when resources are received by the BOCES before it has legal claim to them, as when grant monies are received prior to incurrence of qualifying expenditures. In subsequent periods, when the BOCES has legal claim to resources, the liability for unearned revenue is removed and revenue is recognized. The BOCES had \$131,384 in unearned revenue at June 30, 2024.

L) Receivables

Receivables are shown gross, with uncollectible amounts recognized under the direct write-off method. No allowance for uncollectible accounts has been provided since it is believed that such allowance would not be material.

M) Other Benefits

BOCES employees participate in the New York State Employees' Retirement System and the New York State Teachers' Retirement System.

In addition to providing pension benefits, the BOCES provides post-employment health insurance coverage and survivor benefits for retired employees and their survivors in accordance with the provision of various employment contracts in effect at the time of retirement.

Substantially all of the BOCES' employees may become eligible for these benefits if they reach normal retirement age while working for the BOCES. Healthcare benefits are provided through plans whose premiums are based on the benefits paid during the year, the cost of which is shared between the BOCES and the retired employee. The BOCES recognizes the cost of providing health insurance by recording its share of insurance premiums as an expenditure in the General Fund in the year paid.

N) Short-term Debt

The BOCES may issue Revenue Anticipation Notes (RANs), in anticipation of the receipt of revenues. These notes are recorded as a liability of the fund that will actually receive the proceeds from the issuance of the notes. The RANs represent a liability that will be extinguished by the use of expendable, available resources of the fund.

The BOCES had no short-term debt at June 30, 2024.

O) Accrued Liabilities and Long-term Obligations

Payables, accrued liabilities and long-term obligations are reported in the BOCES-wide financial statements. In the governmental funds, payables and accrued liabilities are paid in a timely manner and in full from current financial resources. Claims and judgments, other post-employment benefits payable, and compensated absences that will be paid from governmental funds, are reported as a liability in the funds financial statements only to the extent that they are due for payment in the current year. Bonds and other long-term obligations that will be paid from governmental funds are recognized as a liability in the fund financial statements when due.

Long-term obligations represent the BOCES' future obligations or future economic outflows. The liabilities are reported as due in one year or due within more than one year in the Statement of Net Position.

HAMILTON, FULTON AND MONTGOMERY COUNTIES
BOARD OF COOPERATIVE EDUCATIONAL SERVICES

NOTES TO BASIC FINANCIAL STATEMENTS

JUNE 30, 2024

NOTE 1 – SUMMARY OF SIGNIFICANT ACCOUNTING POLICIES – (CONTINUED)

P) Equity Classifications

BOCES-Wide Statements

In the BOCES-wide statements, there are three classes of net position:

i) Net Investment in Capital Assets

Consists of net capital assets (cost less accumulated depreciation) reduced by outstanding balances of related debt obligations from the acquisition, construction or improvements of those assets.

ii) Restricted Net Position

Reports net position when constraints placed on the assets or deferred outflows of resources are either externally imposed by creditors (such as through debt covenants), grantors, contributors, or laws or regulations of other governments, or imposed by law through constitutional provisions or enabling legislation.

iii) Unrestricted Net Position

Reports the balance of net position that does not meet the definition of the above two classifications and is deemed to be available for general use by the BOCES.

Funds Statements

In the fund basis statements there are five classifications of fund balance:

1. Nonspendable

Includes amounts that cannot be spent because they are either not in spendable form or legally or contractually required to be maintained intact. Nonspendable fund balance in the General Fund for prepaid expenses was \$691,915 and in the School Lunch Fund for inventory was \$7,233.

2. Restricted

Includes amounts with constraints placed on the use of resources either externally imposed by creditors, grantors, contributors, or laws or regulations of other governments; or imposed by law through constitutional provisions or enabling legislation. All encumbrances of funds other than the General Fund are classified as restricted fund balance. The BOCES has established the following restricted fund balances:

HAMILTON, FULTON AND MONTGOMERY COUNTIES
BOARD OF COOPERATIVE EDUCATIONAL SERVICES

NOTES TO BASIC FINANCIAL STATEMENTS

JUNE 30, 2024

NOTE 1 – SUMMARY OF SIGNIFICANT ACCOUNTING POLICIES – (CONTINUED)

P) Equity Classifications – (Continued)

Funds Statements – (Continued)

2. Restricted – (Continued)

Currently Utilized by the BOCES:

Unemployment Insurance Reserve

According to General Municipal Law §6-m, must be used to pay the cost of reimbursement to the State Unemployment Insurance Fund for payments made to claimants where the employer has elected to use the benefit reimbursement method. The reserve may be established by Board action and is funded by budgetary appropriations and such other funds as may be legally appropriated. Within 60 days after the end of any fiscal year, excess amounts may either be transferred to another reserve or the excess applied to the appropriations of the next succeeding fiscal year's budget. If the BOCES elects to convert to tax (contribution) basis, excess resources in the fund over the sum sufficient to pay pending claims may be transferred to any other reserve fund. This reserve is accounted for in the General Fund under Restricted Fund Balance.

Employee Benefit Accrued Liability

According to General Municipal Law §6-p, must be used for the payment of accrued employee benefit due an employee upon termination of the employee's service. This reserve may be established by a majority vote of the Board and is funded by budgetary appropriations and such other reserves and funds that may be legally appropriated. This reserve is accounted for in the General Fund under Restricted Fund Balance.

Retirement Contributions

According to General Municipal Law §6-r, must be used for financing retirement contributions to the New York State and Local Employees' Retirement System. This reserve is established by Board resolution and is funded by budgetary appropriation and such other reserves and funds that may be legally appropriated. The reserve must be accounted for separate and apart from all other funds and a detailed report of the operation and condition of the fund must be provided to the Board. Effective April 1, 2019, a Board may adopt a resolution establishing a sub-fund for contributions to the New York State Teachers' Retirement System. During the fiscal year, the Board may authorize payment into the sub-fund of up to 2% of the total covered salaries paid during the preceding fiscal year, with the total amount funded not to exceed 10% of the total covered salaries during the preceding fiscal year. The sub-fund is separately administered, but must comply with all the existing provisions of General Municipal Law §6-r. This reserve is accounted for in the General Fund under Restricted Fund Balance.

Liability Claims and Property Loss Reserve

According to Education Law §1709(8)(c), must be used to pay for liability claims and property loss incurred. Separate funds for liability claims and property loss are required, and these reserves may not in total exceed 3% of the annual budget or \$15,000, whichever is greater. This type of reserve fund may be utilized only by BOCES with a population under 125,000. This reserve is accounted for in the General Fund under Restricted Fund Balance.

**HAMILTON, FULTON AND MONTGOMERY COUNTIES
BOARD OF COOPERATIVE EDUCATIONAL SERVICES**

NOTES TO BASIC FINANCIAL STATEMENTS

JUNE 30, 2024

NOTE 1 – SUMMARY OF SIGNIFICANT ACCOUNTING POLICIES – (CONTINUED)

P) Equity Classifications – (Continued)

Funds Statements – (Continued)

2. Restricted – (Continued)

Currently Utilized by the BOCES: – (Continued)

Career and Technical Education (CTE) Instructional Equipment Reserve

According to (§1950(4)(ee)), the purpose of this account is to reserve funds to finance all or part of the cost of the replacement and purchase of advanced technology equipment used in instructional programs conducted by BOCES (a separate bank account is required). This reserve is created by resolution of the BOCES governing board and approved by the boards of education of a majority of the school districts participating in the instructional program of the BOCES. Proceeds from the sale of career education instructional equipment used in the instructional programs of the BOCES and, subject to limitation imposed by regulations of the Commissioner of Education, by including depreciation expenses for the career education instructional equipment used in providing instructional services on a cooperative basis in computation of the cost of such services pursuant to Education Law §1950(4)(d), concerning: "aidable shared services". The commissioner of education has promulgated regulations pertaining to this reserve (Regulations of the Commissioner of Education §170.3(k)). In the event this reserve is liquidated, the monies must be allocated to the school districts participating in the instructional programs of the BOCES in proportion to the value of their contributions to the fund. This reserve is accounted for in the General Fund under Restricted Fund Balance.

Encumbrances

Encumbrance accounting is used for budget control and monitoring purposes and is reported as a part of the governmental funds. Under this method, purchase orders, contracts and other commitments for the expenditure of monies are recorded to reserve applicable appropriations. Outstanding encumbrances as of year-end are presented as restrictions or assignments of fund balance and do not represent expenditures or liabilities. These commitments will be honored in the subsequent period. Related expenditures are recognized at that time, as the liability is incurred or the commitment is paid.

3. Committed

Includes amounts that can only be used for the specific purposes pursuant to constraints imposed by formal action of the BOCES highest level of decision making authority, i.e., the Board of Education. The BOCES has no committed fund balances as of June 30, 2024.

4. Assigned

Includes amounts that are constrained by the BOCES' intent to be used for specific purposes, but are neither restricted nor committed. The purpose of the constraint must be narrower than the purpose of the General Fund, and in funds other than the General Fund. Assigned fund balance represents the residual amount of fund balance. Assigned fund balance also includes encumbrances not classified as restricted at the end of the fiscal year.

HAMILTON, FULTON AND MONTGOMERY COUNTIES
BOARD OF COOPERATIVE EDUCATIONAL SERVICES

NOTES TO BASIC FINANCIAL STATEMENTS

JUNE 30, 2024

NOTE 1 – SUMMARY OF SIGNIFICANT ACCOUNTING POLICIES – (CONTINUED)

P) Equity Classifications – (Continued)

Funds Statements – (Continued)

5. Unassigned

Includes all other General Fund amounts that do not meet the definitions of the above four classifications and are deemed to be available for general use by the BOCES. In funds other than the General Fund, the unassigned classification is used to report a deficit fund balance resulting from overspending for specific purposes for which amounts had been restricted or assigned.

Order of Use of Fund Balance

The BOCES' policy is to annually determine the appropriate use of fund balance upon recommendation of the Superintendent and Board of Cooperative Educational Services.

Q) New Accounting Standards

The BOCES has adopted all current Statements of the Governmental Accounting Standards Board (GASB) that are applicable. At June 30, 2024, the BOCES implemented the following new standards issued by GASB:

GASB has issued Statement No. 100, *Accounting Changes and Error Corrections – an amendment of GASB Statement No. 62*, effective for the year ending June 30, 2024. This Statement amends GASB Statement No. 62 in order to enhance accounting and financial reporting requirements for accounting changes and error corrections.

R) Future Changes in Accounting Standards

GASB has issued Statement No. 101, *Compensated Absences*, effective for the year ending June 30, 2025. This Statement amends the existing requirements related to Compensated Absences by updating the recognition and measurement guidance.

GASB has issued Statement No. 102, *Certain Risk Disclosures*, effective for the year ending June 30, 2025. This Statement's objective is to provide users of governmental financial statements with essential information about risks related to a government's vulnerabilities due to certain concentrations or constraints.

GASB has issued Statement No. 103, *Financial Reporting Model Improvements*, effective for the year ending June 30, 2026. This Statement's objective is to improve key components of the financial reporting model to enhance effectiveness in providing information that is essential for decision making and assisting a government's accountability. Additionally, the statements also addresses certain application issues.

The BOCES will evaluate the impact each of these pronouncements may have on its financial statements and will implement them as applicable and when material.

**HAMILTON, FULTON AND MONTGOMERY COUNTIES
BOARD OF COOPERATIVE EDUCATIONAL SERVICES**

NOTES TO BASIC FINANCIAL STATEMENTS

JUNE 30, 2024

NOTE 1 – SUMMARY OF SIGNIFICANT ACCOUNTING POLICIES – (CONTINUED)

S) Budgetary Procedures and Budgetary Accounting

Budget Policies

The budget policies are as follows:

- a. Section 1950 of the Education Law requires adoption of a final budget by no later than May 15 of the ensuing year.
- b. BOCES' administration prepares a proposed administrative, capital and program budget, as applicable, for approval by members of the BOCES' Board for the General Fund.
- c. Appropriations for educational services are adopted at the program level.
- d. A tentative administrative budget is provided to the component districts for adoption by resolution. Approval of the tentative administrative budget requires the approval of a majority of the component school boards actually voting. During the current year, the administrative budget was approved by a majority of its voting component school boards.
- e. Appropriations lapse at the end of the fiscal year unless expended or encumbered. Encumbrances will lapse if not expended in the subsequent year. The BOCES' Board can approve supplemental appropriations based upon requests for additional services and surplus revenues.

The following is a summary of General Fund budget revisions for the year ended June 30, 2024:

<u>Program</u>	<u>Original Budget</u>	<u>Budget Revisions</u>		<u>Revised Budget</u>
		<u>Purpose</u>	<u>Amount</u>	
Administration	\$ 6,315,318	All revisions	\$ (252,125)	\$ 6,063,193
Occupational Instruction	7,682,738	were made to	(226,064)	7,456,674
Instruction for Handicapped	18,297,404	meet the program	(1,259,654)	17,037,750
Itinerant Services	374,358	service needs to	(64,861)	309,497
General Instruction	8,775,393	the component	397,758	9,173,151
Instructional Support	4,502,462	school districts.	1,277,480	5,779,942
Other Services	15,436,783		(214,627)	15,222,156
TOTALS	\$ 61,384,456		\$ (342,093)	\$ 61,042,363

Budget Basis of Accounting

Budgets are adopted annually on a basis consistent with generally accepted accounting principles. Appropriations authorized for the current year are increased by the amount of encumbrances carried forward from the prior year.

The budget and actual comparison for Special Revenue Funds has not been presented because the funds are not required to establish a legally authorized budget.

HAMILTON, FULTON AND MONTGOMERY COUNTIES
BOARD OF COOPERATIVE EDUCATIONAL SERVICES

NOTES TO BASIC FINANCIAL STATEMENTS

JUNE 30, 2024

NOTE 1 – SUMMARY OF SIGNIFICANT ACCOUNTING POLICIES – (CONTINUED)

T) Interfund Transactions

The operations of the BOCES include transactions between funds. These transactions may be temporary in nature, such as with interfund borrowings. The BOCES typically loans resources between funds for the purpose of providing cash flow. These interfund receivables and payables are expected to be repaid within one year. Permanent transfers of funds include the transfer of expenditures and revenues to provide financing or other services.

In the BOCES-wide statements, the amounts reported on the Statement of Net Position for interfund receivables and payables represent amounts due between different fund types (governmental activities and fiduciary funds). Eliminations have been made for all interfund receivables and payables between the funds, with the exception of those due from or to the fiduciary funds.

The governmental funds report all interfund transactions as originally recorded. Interfund receivables and payables may be netted on the accompanying governmental funds balance sheet when it is the BOCES' practice to settle these amounts at a net balance based upon the right of legal offset.

Refer to Note 4 for a detailed disclosure by individual fund for interfund receivables, payables, expenditures and revenues activity.

U) Estimates

The preparation of financial statements in conformity with accounting principles generally accepted in the United States of America requires management to make estimates and assumptions that affect the reported amount of assets, deferred outflows of resources, liabilities, and deferred inflows of resources, and disclosure of contingent assets and liabilities at the date of the financial statements and the reported revenues and expenses during the reporting period. Actual results could differ from those estimates. Estimates and assumptions are made in a variety of areas, including computation of encumbrances, compensated absences, other post-employment benefits, potential contingent liabilities and useful lives of long-lived assets.

V) Cash (and Cash Equivalents)/Investments

The BOCES' cash and cash equivalents consist of cash on hand, demand deposits and short-term investments with original maturities of three months or less from the date of acquisition.

New York State law governs the BOCES's investment policies. Resources must be deposited in FDIC-insured commercial banks or trust companies located within the State. Permissible investments include obligations of the United States Treasury, United States Agencies, repurchase agreements and obligations of New York State or its localities.

Collateral is required for demand and time deposits and certificates of deposits not covered by FDIC insurance. Obligations that may be pledged as collateral are obligations of the United States and its agencies and obligations of the State and its municipalities and Districts.

HAMILTON, FULTON AND MONTGOMERY COUNTIES
BOARD OF COOPERATIVE EDUCATIONAL SERVICES

NOTES TO BASIC FINANCIAL STATEMENTS

JUNE 30, 2024

NOTE 2 – EXPLANATION OF CERTAIN DIFFERENCES BETWEEN FUND STATEMENTS AND BOCES-WIDE STATEMENTS

Due to the differences in the measurement focus and basis of accounting used in the funds statements and the BOCES-wide statements, certain financial transactions are treated differently. The basic financial statements contain a full reconciliation of these items. The differences result primarily from the economic focus of the BOCES-wide statements, compared with the current financial resources focus of the governmental funds.

A) Total Fund Balances of Governmental Funds vs. Net Position of Governmental Activities

Total fund balances of the BOCES' governmental funds differs from "net position" of governmental activities reported in the Statement of Net Position. This difference primarily results from the long-term economic focus of the Statement of Net Position versus the solely current financial resources focus of the governmental fund balance sheets, as applied to the reporting of capital assets and long-term liabilities, including pensions and other post-employment benefits.

B) Statement of Revenues, Expenditures and Changes in Fund Balances vs. Statement of Activities

Differences between the funds Statement of Revenues, Expenditures and Changes in Fund Balance and the Statement of Activities fall into one of five broad categories. The amounts shown below represent:

i) Long-Term Revenue and Expense Differences

Long-term revenue differences arise because governmental funds report revenues only when they are considered "available," whereas the Statement of Activities reports revenues when earned. Differences in long-term expenses arise because governmental funds report on a modified accrual basis, whereas the accrual basis of accounting is used on the Statement of Activities.

ii) Capital Related Differences

Capital related differences include the difference between proceeds for the sale of capital assets reported on fund statements and the gain or loss on the sale of assets as reported on the Statements of Activities, and the difference between recording an expenditure for the purchase of capital items in the fund statements and depreciation expense on those items as recorded in the Statement of Activities.

iii) Long-Term Debt Transaction Differences

Long-term debt transaction differences occur because both interest and principal payments are recorded as expenditures in the fund statements, whereas interest payments are recorded in the Statement of Activities as incurred and principal payments are recorded as a reduction of liabilities in the Statement of Net Position.

iv) Pension Differences

Pension differences occur as a result of changes in the BOCES' proportion of the collective net pension asset (liability) and differences between the BOCES' contributions and its proportionate share of the total contributions to the pension systems.

v) OPEB Differences

OPEB differences occur as a result of changes in the BOCES' total OPEB liability and differences between the BOCES' contributions and OPEB expense.

**HAMILTON, FULTON AND MONTGOMERY COUNTIES
BOARD OF COOPERATIVE EDUCATIONAL SERVICES**

NOTES TO BASIC FINANCIAL STATEMENTS

JUNE 30, 2024

NOTE 3 – CASH (AND CASH EQUIVALENTS) – CUSTODIAL CREDIT, CONCENTRATION OF CREDIT, INTEREST RATE AND FOREIGN CURRENCY RISKS

Custodial credit risk is the risk that in the event of a bank failure, the BOCES’ deposits may not be returned to it. While the BOCES does not have a specific policy for custodial credit risk, New York State statutes govern the BOCES’ investment policies, as discussed previously in these Notes.

The BOCES’ aggregate bank balances (disclosed in the financial statements), included balances not covered by depository insurance at year-end, collateralized as follows:

Uncollateralized	\$	0
Collateralized with securities held by the pledging financial institution, or its trust department or agent, but not in the BOCES’ name		27,480,910

Restricted cash represents cash and cash equivalents where use is limited by legal requirements. These assets represent amounts required by statute to be reserved for various purposes. Restricted cash as of year-end includes \$8,114,201 within the governmental funds and \$65,727 in fiduciary funds.

NOTE 4 – INTERFUND TRANSACTIONS

Interfund balances at June 30, 2024, are as follows:

	<u>Interfund Receivables</u>	<u>Interfund Payables</u>	<u>Interfund Revenues</u>	<u>Interfund Expenditures</u>
General Fund	\$ 871,069	\$ 51,508	\$ 0	\$ 93,304
School Lunch Fund	51,508	0	93,304	0
Special Aid Fund	<u>0</u>	<u>871,069</u>	<u>0</u>	<u>0</u>
Total governmental activities	922,577	922,577	93,304	93,304
Custodial Fund	<u>0</u>	<u>0</u>	<u>0</u>	<u>0</u>
TOTALS	<u><u>\$ 922,577</u></u>	<u><u>\$ 922,577</u></u>	<u><u>\$ 93,304</u></u>	<u><u>\$ 93,304</u></u>

Interfund receivables and payables, other than between governmental activities and fiduciary funds, are eliminated on the Statement of Net Position.

The BOCES typically loans resources between funds for the purpose of mitigating the effects of transient cash flow issues.

All interfund payables are expected to be repaid within one year.

**HAMILTON, FULTON AND MONTGOMERY COUNTIES
BOARD OF COOPERATIVE EDUCATIONAL SERVICES**

NOTES TO BASIC FINANCIAL STATEMENTS

JUNE 30, 2024

NOTE 5 – RECEIVABLES

Other receivables at June 30, 2024, consisted of the following, which are stated at net realizable value. BOCES management has deemed the amounts to be fully collectible.

<u>Fund</u>	<u>Description</u>	<u>Amount</u>
General Fund	Miscellaneous	\$ 704,057
Special Aid Fund	Local aid	30,537

NOTE 6 – CAPITAL ASSETS

Capital asset balances and activity for the year ended June 30, 2024, were as follows:

	<u>Beginning Balance</u>	<u>Additions</u>	<u>Retirement/ Reclassifications</u>	<u>Ending Balance</u>
Governmental activities:				
Capital assets that are depreciated:				
Buildings and improvements	\$ 12,361	\$ 0	\$ 0	\$ 12,361
Furniture and equipment	3,871,703	496,468	159,608	4,208,563
Total depreciable historical cost	3,884,064	496,468	159,608	4,220,924
Less accumulated depreciation:				
Buildings	12,361	0	0	12,361
Furniture and equipment	2,895,187	234,391	152,341	2,977,237
Total accumulated depreciation	2,907,548	234,391	152,341	2,989,598
Total depreciable historical cost - net	976,516	262,077	7,267	1,231,326
Right to use assets that are amortized:				
Buildings	27,955,596	0	0	27,955,596
Less accumulated amortization:				
Buildings	10,712,353	1,439,062	0	12,151,415
Net amortizable historical cost	17,243,243	(1,439,062)	0	15,804,181
Grand Total - Net	<u>\$ 18,219,759</u>	<u>\$ (1,176,985)</u>	<u>\$ 7,267</u>	<u>\$ 17,035,507</u>

Depreciation and amortization were allocated to programs as follows:

Administration	\$ 167,822
Occupational instruction	198,864
Instruction for the handicapped	417,520
Itinerant services	7,395
General instruction	287,704
Instructional support	159,184
Other services	434,964
	<u>\$ 1,673,453</u>

**HAMILTON, FULTON AND MONTGOMERY COUNTIES
BOARD OF COOPERATIVE EDUCATIONAL SERVICES**

NOTES TO BASIC FINANCIAL STATEMENTS

JUNE 30, 2024

NOTE 7 – LONG-TERM DEBT

Long-term liability balances and activity for the year are summarized below:

	<u>Beginning Balance</u>	<u>Additions</u>	<u>Reductions</u>	<u>Ending Balance</u>	<u>Amounts Due Within One Year</u>
Governmental activities:					
Compensated absences	\$ 1,149,356	\$ 0	\$ 141,881	\$ 1,007,475	\$ 0
Leases payable	17,243,243	0	1,439,062	15,804,181	1,468,822
Other post-employment retirement benefits	53,644,757	2,516,882	0	56,161,639	0
TOTAL LONG-TERM LIABILITIES	\$ 72,037,356	\$ 2,516,882	\$ 1,580,943	\$ 72,973,295	\$ 1,468,822

The following is a summary of the maturity of leases payable:

<u>Description of Issue</u>	<u>Date</u>	<u>Maturity</u>	<u>Rate</u>	<u>Outstanding at June 30, 2024</u>
Glebe Street School	7/1/2020	6/30/2030	0.683%	\$ 837,169
Boces Building	9/1/2014	6/30/2034	2.540%	14,967,012
				<u>\$ 15,804,181</u>

	<u>Principal</u>	<u>Interest</u>	<u>Total</u>
Fiscal year ending June 30:			
2025	\$ 1,468,822	\$ 372,840	\$ 1,841,662
2026	1,503,983	340,179	1,844,162
2027	1,540,029	304,383	1,844,412
2028	1,576,984	265,678	1,842,662
2029	1,614,871	225,991	1,840,862
2030-2034	8,099,492	544,114	8,643,606
TOTALS	\$ 15,804,181	\$ 2,053,185	\$ 17,857,366

The General Fund has typically been used to liquidate long-term liabilities.

NOTE 8 – PENSION PLANS

General Information

The BOCES participates in the New York State Employees' Retirement System (NYSERS) and the New York State Teachers' Retirement System (NYSTRS). These are cost-sharing multiple employer public employee retirement systems. The Systems offer a wide range of plans and benefits, which are related to years of service and final average salary, vesting of retirement benefits, death and disability.

**HAMILTON, FULTON AND MONTGOMERY COUNTIES
BOARD OF COOPERATIVE EDUCATIONAL SERVICES**

NOTES TO BASIC FINANCIAL STATEMENTS

JUNE 30, 2024

NOTE 8 – PENSION PLANS – (CONTINUED)

Plan Descriptions and Benefits Provided: – (Continued)

Teachers' Retirement System (TRS)

The BOCES participates in the New York State Teachers' Retirement System (TRS). This is a cost-sharing multiple-employer retirement system. The System provides retirement benefits as well as, death and disability benefits to plan members and beneficiaries as authorized by the Education Law and the Retirement and Social Security Law of the State of New York. The System is governed by a 10 member Board of Trustees. System benefits are established under New York State Law. Membership is mandatory and automatic for all full-time teachers, teaching assistants, guidance counselors and administrators employed in New York Public Schools and BOCES who elected to participate in TRS. Once a public employer elects to participate in the System, the election is irrevocable. The New York State Constitution provides that pension membership is a contractual relationship and plan benefits cannot be diminished or impaired. Benefits can be changed for future members only by enactment of a State statute. The System issues a publicly available financial report that contains financial statements and required supplementary information. The report may be obtained by writing to the New York State Teachers' Retirement System, 10 Corporate Woods Drive, Albany, NY 12211-2395 or by referring to the TRS Comprehensive Annual Financial report, which can be found on the System's website at www.nystrs.org.

Employees' Retirement System (ERS)

The BOCES participates in the New York State and Local Employees' Retirement System (ERS). This is a cost-sharing multiple-employer retirement system. The System provides retirement benefits as well as death and disability benefits. The net position of the System is held in the New York State Common Retirement Fund (the Fund), which was established to hold all net assets and record changes in plan net position allocated to the System. The Comptroller of the State of New York serves as the trustee of the Fund and is the administrative head of the System. The New York State Retirement and Social Security Law (NYSRSSL) govern obligations of employers and employees to contribute, and benefits to employees. Once a public employer elects to participate in the System, the election is irrevocable. The New York State Constitution provides that pension membership is a contractual relationship and plan benefits cannot be diminished or impaired. Benefits can be changed for future members only by enactment of a State statute. The BOCES also participates in the Public Employees' Group Life Insurance Plan (GLIP), which provides death benefits in the form of life insurance. The System is included in the State's financial report as a pension trust fund. The System issues a publicly available financial report that includes financial statements and required supplementary information. That report may be obtained by writing to the New York State and Local Employees' Retirement System, Office of the State Comptroller, 110 State Street, Albany, NY 12244 or by referring to the ERS Comprehensive Annual Report, which can be found at www.osc.state.ny.us/retire/publications/index.php.

The Systems are noncontributory except for employees who joined after July 27, 1976, who contribute 3% of their salary for the first ten years of membership, and employees who joined on or after January 1, 2010 who generally contribute 3.0% to 3.5% of their salary for their entire length of service. In addition, employee contribution rates under ERS tier VI vary based on a sliding salary scale. For ERS, the Comptroller annually certifies the actuarially determined rates expressly used in computing the employers' contributions based on salaries paid during the Systems' fiscal year ending March 31. For TRS, contribution rates are established annually by the New York State Teachers' Retirement Board pursuant to Article 11 of the Education Law.

**HAMILTON, FULTON AND MONTGOMERY COUNTIES
BOARD OF COOPERATIVE EDUCATIONAL SERVICES**

NOTES TO BASIC FINANCIAL STATEMENTS

JUNE 30, 2024

NOTE 8 – PENSION PLANS – (CONTINUED)

Plan Descriptions and Benefits Provided: – (Continued)

The BOCES is required to contribute at a rate determined actuarially by the Systems. The BOCES contributions made to the Systems were equal to 100% of the contributions required for each year. Required contributions for the current and two preceding years were:

	<u>NYSERS</u>	<u>NYSTRS</u>
2024	\$ 873,438	\$ 1,007,403
2023	750,388	1,076,897
2022	879,506	1,320,147

ERS has provided additional disclosures through entities that elected to participate in Chapter 260, 57 and 105.

Additional pension information can be found in Note 1 J.

NOTE 9 – POST-EMPLOYMENT (HEALTH INSURANCE) BENEFITS

General Information About the OPEB Plan:

Plan Description

The BOCES administers a defined benefit OPEB plan that provides OPEB for all permanent full-time general employees of the BOCES. The plan is a single-employer defined benefit OPEB plan (the Plan) administered by Article 11 of the State Compiled Statutes, which grants the authority to establish and amend the benefit terms and financing requirements to the BOCES' Board, subject to applicable collective bargaining and employment agreements, and Board of Education policy. The Plan does not issue a separate financial report since there are no assets legally segregated for the sole purpose of paying benefits under the Plan. No assets are accumulated in a trust that meets the criteria in paragraph 4 of GASB Statement No. 75.

Funding Policy

The obligations of the Plan members and employers are established by action of the BOCES pursuant to applicable collected bargaining and other employment agreements. Employees contribute varying percentages of the premiums, depending on when retired and their applicable agreement. The BOCES currently funds the Plan to satisfy current obligations on a pay-as-you-go basis.

Benefits Provided

The BOCES provides healthcare benefits for retirees and their dependents. The benefit terms are dependent on which contract each employee falls under. The specifics of each contract are on file at the BOCES offices and are available upon request.

**HAMILTON, FULTON AND MONTGOMERY COUNTIES
BOARD OF COOPERATIVE EDUCATIONAL SERVICES**

NOTES TO BASIC FINANCIAL STATEMENTS

JUNE 30, 2024

NOTE 9 – POST-EMPLOYMENT (HEALTH INSURANCE) BENEFITS – (CONTINUED)

Employees Covered by Benefit Terms

At June 30, 2024, the following employees were covered by the benefit terms:

Inactive employees or beneficiaries currently receiving benefit payments	181
Inactive employees entitled to but not yet receiving benefit payments	0
Active employees	<u>351</u>
Total	<u><u>532</u></u>

Net OPEB Liability:

The BOCES' total OPEB liability of \$56,161,639 was measured as of June 30, 2024 and was determined by an actuarial valuation as of June 30, 2022.

Actuarial Assumptions and Other Inputs

The total OPEB liability in the June 30, 2022 actuarial valuation was determined using the following actuarial assumptions and other inputs, applied to all periods included in the measurement, unless otherwise specified:

Inflation	2.7%
Salary Increases	Varied by years of service and retirement system
Discount Rate	4.21%
Healthcare Cost Trend Rates	6.75% in 2023, decreasing gradually to an ultimate rate of 4.14% for 2076.

The discount rate was based on the Bond Buyer 20-Bond GO Index.

Mortality rates were based on the Pub-2010 Headcount-Weighted table (Teachers for TRS group and General Employees for ERS group) projected fully generationally using MP-2021.

Changes in the Total OPEB Liability:

Balance at June 30, 2023	\$ 53,644,757
Changes for the year:	
Service cost	2,661,165
Interest	2,284,887
Changes in benefit terms	0
Differences between expected and actual experience	244,256
Changes in assumptions or other inputs	(689,780)
Benefit payments	<u>(1,983,646)</u>
Net changes	<u>2,516,882</u>
Balance at June 30, 2024	<u><u>\$ 56,161,639</u></u>

**HAMILTON, FULTON AND MONTGOMERY COUNTIES
BOARD OF COOPERATIVE EDUCATIONAL SERVICES**

NOTES TO BASIC FINANCIAL STATEMENTS

JUNE 30, 2024

NOTE 9 – POST-EMPLOYMENT (HEALTH INSURANCE) BENEFITS – (CONTINUED)

Changes in the Total OPEB Liability: - (Continued)

The following assumptions have been updated since the last full valuation:

1. Changes in assumptions and other inputs reflect a change in the discount rate from 4.13% in 2023 to 4.21% in 2024.

Sensitivity of the Total OPEB Liability to Changes in the Discount Rate

The following presents the total OPEB liability of the BOCES, as well as what the BOCES' total OPEB liability would be if it were calculated using a discount rate that is 1 percentage point lower (3.21%) or 1 percentage point higher (5.21%) than the current discount rate:

	<u>1% Decrease</u>	<u>Discount Rate</u>	<u>1% Increase</u>
Total OPEB Liability	\$ 65,742,213	\$ 56,161,639	\$ 48,481,528

Sensitivity of the Total OPEB Liability to Changes in the Healthcare Cost Trend Rates

The following presents the total OPEB liability of the BOCES, as well as what the BOCES' total OPEB liability would be if it were calculated using healthcare cost trend rates that are 1 percentage point lower (5.75% decreasing to 3.14%) or 1 percentage point higher (7.75% decreasing to 5.14%) than the current healthcare cost trend rate:

	<u>1% Decrease (5.75% Decreasing to 3.14%)</u>	<u>Healthcare Cost Trend Rates (6.75% Decreasing to 4.14%)</u>	<u>1% Increase (7.75% Decreasing to 5.14%)</u>
Total OPEB Liability	\$ 46,731,856	\$ 56,161,639	\$ 68,381,709

OPEB Expense and Deferred Outflows of Resources and Deferred Inflows of Resources Related to OPEB

For the year ended June 30, 2024, the BOCES recognized OPEB expense of \$489,505. At June 30, 2024, the BOCES reported deferred outflows of resources and deferred inflows of resources related to OPEB from the following sources:

	<u>Deferred Outflows of Resources</u>	<u>Deferred Inflows of Resources</u>
Differences between expected and actual experience	\$ 934,379	\$ 18,600,638
Changes of assumptions or other inputs	<u>13,392,052</u>	<u>13,589,249</u>
Total	<u>\$ 14,326,431</u>	<u>\$ 32,189,887</u>

HAMILTON, FULTON AND MONTGOMERY COUNTIES
BOARD OF COOPERATIVE EDUCATIONAL SERVICES

NOTES TO BASIC FINANCIAL STATEMENTS

JUNE 30, 2024

NOTE 9 – POST-EMPLOYMENT (HEALTH INSURANCE) BENEFITS – (CONTINUED)

OPEB Expense and Deferred Outflows of Resources and Deferred Inflows of Resources Related to OPEB – (Continued)

Amounts reported as deferred outflows of resources and deferred inflows of resources related to OPEB will be recognized in the OPEB expense as follows:

<u>Fiscal Year Ending June 30:</u>	
2025	\$ (2,472,901)
2026	(2,432,874)
2027	(2,197,296)
2028	(3,687,861)
2029	(5,769,110)
Thereafter	<u>(1,303,414)</u>
Total	<u>\$ (17,863,456)</u>

NOTE 10 – COMMITMENTS AND CONTINGENCIES

Risk Financing and Related Insurance

General Information

The BOCES is exposed to various risks of loss related to torts, theft, damage, injuries, errors and omissions, natural disasters and other risks. These risks are covered by commercial insurance purchased from independent third parties. Settled claims from these risks have not exceeded commercial insurance coverage for the past two years.

Non-Pool, Risk Retention

The BOCES has established a self-insured plan for risks associated with unemployment benefits to former employees, which is accounted for in the BOCES' General Fund.

A reserve has been established for this purpose which has a balance of \$368,136 at June 30, 2024. Management is confident that the reserve will be sufficient to absorb unemployment costs for many years at current claim levels.

Vested Sick Leave

The BOCES' employees are allowed to accumulate up to 200 days of unused sick leave (220 for administrative, teachers and twelve months CSEA employees) which becomes fully vested after age 50 and upon retirement and can be paid to them at the rate of \$50 per day (\$65 per day for administrative employees). The total vested accumulated sick pay as of June 30, 2024, amounted to \$1,007,745. The BOCES maintains a reserve for employee benefit accrued liability in the General Fund for this purpose which had a balance of \$1,195,904 as of June 30, 2024.

**HAMILTON, FULTON AND MONTGOMERY COUNTIES
BOARD OF COOPERATIVE EDUCATIONAL SERVICES**

NOTES TO BASIC FINANCIAL STATEMENTS

JUNE 30, 2024

NOTE 10 – COMMITMENTS AND CONTINGENCIES – (CONTINUED)

Other Items

The BOCES has received grants, which are subject to audit by agencies of the state and federal governments. Such audits may result in disallowances and a request for a return of funds. Based on prior audits, the BOCES' administration believes disallowances, if any, will be immaterial.

NOTE 11 – SUBSEQUENT EVENTS

Management has evaluated subsequent events through the issuance date of the of the audit report. There were no issues to report that would have a material effect on the financial statements.

**HAMILTON, FULTON AND MONTGOMERY COUNTIES
BOARD OF COOPERATIVE EDUCATIONAL SERVICES**

REQUIRED SUPPLEMENTARY INFORMATION

**SCHEDULE OF REVENUES, EXPENDITURES AND CHANGES IN
FUND BALANCE – BUDGET (NON-GAAP BASIS) AND ACTUAL – GENERAL FUND**

FOR THE YEAR ENDED JUNE 30, 2024

	<u>Original Budget</u>	<u>Final Budget</u>	<u>Actual</u>	<u>Variance Fav; (Unfav)</u>
REVENUES				
Local Sources:				
Charges to components	\$ 57,997,566	\$ 58,231,778	\$ 58,231,778	\$ 0
Charges to other BOCES	560,024	476,096	476,096	0
Interest and earnings	0	163,929	163,929	0
Miscellaneous	1,047,597	709,805	1,236,481	526,676
Interfund revenues	1,990,269	1,671,755	1,671,755	0
Total revenues	<u>61,595,456</u>	<u>61,253,363</u>	<u>61,780,039</u>	<u>526,676</u>
EXPENDITURES				
Current:				
Administration	6,315,318	6,063,193	5,708,959	354,234
Occupational instruction	7,682,738	7,456,674	6,326,074	1,130,600
Instruction for handicapped	18,297,404	17,037,750	13,336,342	3,701,408
Itinerant services	374,358	309,497	251,485	58,012
General instruction	8,775,393	9,173,151	8,426,922	746,229
Instructional support	4,502,462	5,779,942	5,242,481	537,461
Other services	15,436,783	15,222,156	14,680,614	541,542
Total expenditures	<u>61,384,456</u>	<u>61,042,363</u>	<u>53,972,877</u>	<u>7,069,486</u>
EXCESS OF REVENUES OVER EXPENDITURES	<u>\$ 211,000</u>	<u>\$ 211,000</u>	7,807,162	<u>\$ 7,596,162</u>
RECONCILIATION				
Add - encumbrances at end of year included in actual			35,032	
Less - expenditure of prior year's encumbrances			<u>(72,787)</u>	
EXCESS OF REVENUES OVER EXPENDITURES			<u>7,769,407</u>	
OTHER FINANCING SOURCES (USES)				
Interfund transfers - out			(93,304)	
Unemployment insurance reserve - net			(4,226)	
Employee benefit accrued liability			(17,520)	
Retirement reserve			129,222	
Property loss and liability reserve			7,105	
CTE Reserve			45,831	
Refund of surplus			<u>(7,713,857)</u>	
Total other financing sources (uses)			<u>(7,646,749)</u>	
EXCESS OF REVENUES AND OTHER SOURCES OVER EXPENDITURES AND OTHER USES			122,658	
FUND BALANCE – BEGINNING OF YEAR			<u>8,026,575</u>	
FUND BALANCE – END OF YEAR			<u>\$ 8,149,233</u>	

See paragraph on supplemental schedules included in independent auditors' report.

**HAMILTON, FULTON AND MONTGOMERY COUNTIES
BOARD OF COOPERATIVE EDUCATIONAL SERVICES**

REQUIRED SUPPLEMENTARY INFORMATION

**SCHEDULE OF FUNDING PROGRESS – CHANGES IN TOTAL OTHER POST-EMPLOYMENT
BENEFITS LIABILITY AND RELATED RATIOS**

FOR THE YEARS ENDED JUNE 30, 2024, 2023, 2022, 2021, 2020, 2019 AND 2018

Measurement Date	June 30, 2024	June 30, 2023	June 30, 2022	June 30, 2021	June 30, 2020	June 30, 2019	June 30, 2018
Total OPEB Liability							
Service cost	\$ 2,661,165	\$ 3,156,806	\$ 4,427,586	\$ 5,319,501	\$ 3,564,247	\$ 2,248,126	\$ 2,320,253
Interest	2,284,887	2,192,612	1,619,338	2,052,769	2,388,151	1,960,237	1,725,264
Change of benefit terms	0	13,222	0	0	0	0	0
Differences between expected and actual experience	244,256	(6,381,776)	186,327	(24,865,754)	80,732	1,704,953	0
Change of assumptions or other inputs	(689,780)	(3,154,533)	(16,173,781)	2,159,196	18,650,528	11,710,133	(2,440,409)
Benefit payments	(1,983,646)	(1,909,342)	(1,737,682)	(1,642,462)	(1,537,084)	(1,567,705)	(1,232,868)
Net change in total OPEB liability	<u>2,516,882</u>	<u>(6,083,011)</u>	<u>(11,678,212)</u>	<u>(16,976,750)</u>	<u>23,146,574</u>	<u>16,055,744</u>	<u>372,240</u>
Total OPEB Liability - beginning	<u>53,644,757</u>	<u>59,727,768</u>	<u>71,405,980</u>	<u>88,382,730</u>	<u>65,236,156</u>	<u>49,180,412</u>	<u>48,808,172</u>
Total OPEB Liability - ending	<u><u>\$ 56,161,639</u></u>	<u><u>\$ 53,644,757</u></u>	<u><u>\$ 59,727,768</u></u>	<u><u>\$ 71,405,980</u></u>	<u><u>\$ 88,382,730</u></u>	<u><u>\$ 65,236,156</u></u>	<u><u>\$ 49,180,412</u></u>
Covered-employee payroll	\$ 17,288,890	\$ 16,736,010	\$ 14,245,927	\$ 15,859,516	\$ 15,528,389	\$ 15,930,848	\$ 15,243,208
Total OPEB liability as a percentage of covered-employee payroll	324.84%	320.53%	419.26%	450.24%	569.17%	409.50%	322.64%
Plan's fiduciary net position	\$ 0	\$ 0	\$ 0	\$ 0	\$ 0	\$ 0	\$ 0
Net OPEB Liability	\$ 56,161,639	\$ 53,644,757	\$ 59,727,768	\$ 71,405,980	\$ 88,382,730	\$ 65,236,156	\$ 49,180,412

See paragraph on supplemental schedules included in independent auditors' report.

**HAMILTON, FULTON AND MONTGOMERY COUNTIES
BOARD OF COOPERATIVE EDUCATIONAL SERVICES**

REQUIRED SUPPLEMENTARY INFORMATION

**SCHEDULE OF THE GOVERNMENT'S PROPORTIONATE SHARE
OF THE NET PENSION LIABILITY**

FOR THE YEARS ENDED JUNE 30, 2024, 2023, 2022, 2021, 2020, 2019, 2018, 2017, 2016 AND 2015

<u>NYS Teachers' Retirement System</u>	<u>2024</u>	<u>2023</u>	<u>2022</u>	<u>2021</u>	<u>2020</u>	<u>2019</u>	<u>2018</u>	<u>2017</u>	<u>2016</u>	<u>2015</u>
BOCES' proportion of the net pension liability (asset)	0.056992%	0.062859%	0.065347%	0.065242%	0.062496%	0.061226%	0.062081%	0.060427%	0.057785%	0.056688%
BOCES' proportionate share of the net pension liability (asset)	\$ 651,754	\$ 1,206,199	\$ (11,324,038)	\$ 1,802,807	\$ (1,623,662)	\$ (1,107,133)	\$ (471,880)	\$ 647,195	\$ (6,002,048)	\$ (6,314,638)
BOCES' covered-employee payroll	10,231,151	10,525,956	11,135,673	11,091,510	11,074,303	11,649,950	10,039,950	9,910,298	9,324,434	9,088,032
BOCES' proportionate share of the net pension liability (asset) as a percentage of its covered-employee payroll	6.4%	11.5%	(101.7%)	16.3%	(14.7%)	(9.5%)	(4.7%)	6.5%	(64.4%)	(69.5%)
Plan fiduciary net position as a percentage of the total pension liability (asset)	99.20%	98.60%	113.20%	97.80%	102.20%	101.53%	100.70%	99.00%	110.46%	111.48%
 <u>NYS Employees' Retirement System</u>	 <u>2024</u>	 <u>2023</u>	 <u>2022</u>	 <u>2021</u>	 <u>2020</u>	 <u>2019</u>	 <u>2018</u>	 <u>2017</u>	 <u>2016</u>	 <u>2015</u>
BOCES' proportion of the net pension liability (asset)	0.0215867%	0.0221664%	0.0209608%	0.0211201%	0.0209995%	0.0210341%	0.0206494%	0.0203699%	0.0206675%	0.0200040%
BOCES' proportionate share of the net pension liability (asset)	\$ 3,178,432	\$ 4,753,379	\$ (1,713,458)	\$ 21,030	\$ 5,560,776	\$ 1,490,328	\$ 666,449	\$ 1,914,000	\$ 3,317,190	\$ 675,784
BOCES' covered-employee payroll	7,120,704	7,118,450	6,520,216	6,598,761	6,387,308	6,146,472	5,938,452	5,688,403	5,581,513	6,033,704
BOCES' proportionate share of the net pension liability (asset) as a percentage of its covered-employee payroll	44.6%	66.8%	(26.3%)	0.3%	87.1%	24.2%	11.2%	33.6%	59.4%	11.2%
Plan fiduciary net position as a percentage of the total pension liability (asset)	93.88%	90.78%	103.65%	99.95%	86.4%	96.3%	98.2%	94.7%	90.7%	97.9%

See paragraph on supplemental schedules included in independent auditors' report.

**HAMILTON, FULTON AND MONTGOMERY COUNTIES
BOARD OF COOPERATIVE EDUCATIONAL SERVICES**

REQUIRED SUPPLEMENTARY INFORMATION

SCHEDULE OF LOCAL GOVERNMENT CONTRIBUTIONS

FOR THE YEARS ENDED JUNE 30, 2024, 2023, 2022, 2021, 2020, 2019, 2018, 2017, 2016 AND 2015

<u>NYS Teachers' Retirement System</u>	<u>2024</u>	<u>2023</u>	<u>2022</u>	<u>2021</u>	<u>2020</u>	<u>2019</u>	<u>2018</u>	<u>2017</u>	<u>2016</u>	<u>2015</u>
Contractually required contribution	\$ 998,560	\$ 1,083,121	\$ 1,091,296	\$ 1,057,052	\$ 981,201	\$ 1,236,959	\$ 983,781	\$ 1,161,487	\$ 1,245,072	\$ 1,530,344
Contributions in relation to the contractually required contribution	998,560	1,083,121	1,091,296	1,057,052	981,201	1,236,959	983,781	1,161,487	1,245,072	1,530,344
Contribution deficiency (excess)	<u>\$ 0</u>	<u>\$ 0</u>	<u>\$ 0</u>	<u>\$ 0</u>	<u>\$ 0</u>	<u>\$ 0</u>	<u>\$ 0</u>	<u>\$ 0</u>	<u>\$ 0</u>	<u>\$ 0</u>
BOCES' covered-employee payroll	\$ 10,231,151	\$ 10,525,956	\$ 11,135,673	\$ 11,091,510	\$ 11,074,303	\$ 11,649,950	\$ 10,039,950	\$ 9,910,298	\$ 9,324,434	\$ 9,088,032
Contribution as a percentage of covered-employee payroll	9.76%	10.29%	9.80%	9.53%	8.86%	10.62%	9.80%	11.72%	13.35%	16.84%
 <u>NYS Employees' Retirement System</u>	 <u>2024</u>	 <u>2023</u>	 <u>2022</u>	 <u>2021</u>	 <u>2020</u>	 <u>2019</u>	 <u>2018</u>	 <u>2017</u>	 <u>2016</u>	 <u>2015</u>
Contractually required contribution	\$ 873,438	\$ 750,388	\$ 879,506	\$ 857,929	\$ 873,367	\$ 852,810	\$ 873,222	\$ 872,669	\$ 927,709	\$ 1,404,668
Contributions in relation to the contractually required contribution	873,438	750,388	879,506	857,929	873,367	852,810	873,222	872,669	927,709	1,404,668
Contribution deficiency (excess)	<u>\$ 0</u>	<u>\$ 0</u>	<u>\$ 0</u>	<u>\$ 0</u>	<u>\$ 0</u>	<u>\$ 0</u>	<u>\$ 0</u>	<u>\$ 0</u>	<u>\$ 0</u>	<u>\$ 0</u>
BOCES' covered-employee payroll	\$ 7,120,704	\$ 7,118,450	\$ 6,520,216	\$ 6,598,761	\$ 6,387,308	\$ 6,146,472	\$ 5,938,452	\$ 5,688,403	\$ 5,581,513	\$ 6,033,704
Contribution as a percentage of covered-employee payroll	12.27%	10.54%	13.49%	13.00%	13.67%	13.87%	14.70%	15.34%	16.62%	23.28%

See paragraph on supplemental schedules included in independent auditors' report.

**HAMILTON, FULTON AND MONTGOMERY COUNTIES
BOARD OF COOPERATIVE EDUCATIONAL SERVICES**

SUPPLEMENTARY INFORMATION

ANALYSIS OF ACCOUNT A431 – SCHOOL DISTRICTS

FOR THE YEARS ENDED JUNE 30, 2024 AND 2023

	<u>2024</u>	<u>2023</u>
(CREDIT) BALANCE - BEGINNING OF YEAR	\$ (6,946,007)	\$ (6,367,157)
DEBITS		
Billings to school districts and other BOCES	58,707,874	56,664,541
Refund of balances due school districts	7,859,597	7,405,545
Encumbrances - end of year	35,032	72,787
Total Debits	66,602,503	64,142,873
CREDITS		
Collections from school districts	58,557,745	56,739,758
Revenues in excess of expenditures	7,676,103	7,981,965
Encumbrances - beginning of year	72,787	0
Total Credits	66,306,635	64,721,723
(CREDIT) BALANCE - END OF YEAR	\$ (6,650,139)	\$ (6,946,007)

See paragraph on supplemental schedules included in independent auditors' report

**HAMILTON, FULTON AND MONTGOMERY COUNTIES
BOARD OF COOPERATIVE EDUCATIONAL SERVICES**

SUPPLEMENTARY INFORMATION

SCHEDULE OF REVENUES, EXPENDITURES AND ENCUMBRANCES – COMPARED TO BUDGET – GENERAL FUND

FOR THE YEAR ENDED JUNE 30, 2024

	Revenues				Expenditures				
	Original Budget	Revised Budget	Current Years Revenues	Over (Under) Revised Budget	Original Budget	Revised Budget	Current Years Expenditures	Encumbrances	Unencumbered (Overexpended) Balances
Administration 001-002	\$ 6,315,318	\$ 6,063,193	\$ 6,068,853	\$ 5,660	\$ 6,315,318	\$ 6,063,193	\$ 5,707,299	\$ 1,660	\$ 354,234
Occupational Instruction 100-199	7,682,738	7,456,674	7,461,535	4,861	7,682,738	7,456,674	6,302,151	23,923	1,130,600
Instruction for Handicapped 200-299	18,297,404	17,037,750	17,159,221	121,471	18,297,404	17,037,750	13,375,931	1,811	3,660,008
Itinerant 300-399	374,358	309,497	309,497	0	374,358	309,497	251,481	4	58,012
General Instruction 400-499	8,986,393	9,384,151	9,441,546	57,395	8,775,393	9,173,151	8,421,098	5,824	746,229
Instructional Support 500-599	4,502,462	5,779,942	5,891,683	111,741	4,502,462	5,779,942	5,272,602	1,266	506,074
Other Services 600-699	15,436,783	15,222,156	15,447,703	225,547	15,436,783	15,222,156	14,680,070	544	541,542
	61,595,456	61,253,363	61,780,038	526,675	61,384,456	61,042,363	54,010,632	35,032	6,996,699
Transfers - Out 100-199	0	0	0	0	211,000	211,000	93,304	0	117,696
TOTALS	<u>\$ 61,595,456</u>	<u>\$ 61,253,363</u>	<u>\$ 61,780,038</u>	<u>\$ 526,675</u>	<u>\$ 61,595,456</u>	<u>\$ 61,253,363</u>	<u>\$ 54,103,936</u>	<u>\$ 35,032</u>	<u>\$ 7,114,395</u>
EXCESS REVENUES OVER EXPENDITURES AND ENCUMBRANCES					<u>\$ 0</u>	<u>\$ 0</u>	\$ 7,641,070		
EXPENDITURES OF PRIOR YEAR ENCUMBRANCE							72,787		
EXCESS OF REVENUES OVER EXPENDITURES AND ENCUMBRANCES							<u>\$ 7,713,857</u>		

See paragraph on supplemental schedules included in independent auditors' report.

**HAMILTON, FULTON AND MONTGOMERY COUNTIES
BOARD OF COOPERATIVE EDUCATIONAL SERVICES**

SUPPLEMENTARY INFORMATION

NET INVESTMENTS IN CAPITAL ASSETS

FOR THE YEAR ENDED JUNE 30, 2024

CAPITAL ASSETS, NET		\$ 17,035,507
DEDUCT:		
Short-term portion of leases payable	1,468,822	
Long-term portion of leases payable	<u>14,335,359</u>	
		<u>15,804,181</u>
NET INVESTMENT IN CAPITAL ASSETS		<u>\$ 1,231,326</u>

See paragraph on supplemental schedules included in independent auditors' report.

**HAMILTON, FULTON AND MONTGOMERY COUNTIES
BOARD OF COOPERATIVE EDUCATIONAL SERVICES**

**FEDERAL AWARD PROGRAM INFORMATION
(SINGLE AUDIT)**

(UNIFORM GUIDANCE)

JUNE 30, 2024



**INDEPENDENT AUDITORS' REPORT ON INTERNAL CONTROL OVER FINANCIAL
REPORTING AND ON COMPLIANCE AND OTHER MATTERS BASED ON
AN AUDIT OF FINANCIAL STATEMENTS PERFORMED IN ACCORDANCE
WITH GOVERNMENT AUDITING STANDARDS**

To the Board of Education of the
Hamilton, Fulton and Montgomery Counties
Board of Cooperative Educational Services
Johnstown, New York

We have audited, in accordance with the auditing standards generally accepted in the United States of America and the standards applicable to financial audits contained in *Government Auditing Standards* issued by the Comptroller General of the United States, the financial statements of the governmental activities, each major fund and the aggregate remaining fund information of Hamilton, Fulton and Montgomery Counties Board of Cooperative Educational Services (BOCES) as of and for the year ended June 30, 2024, and the related notes to the financial statements, which collectively comprise the BOCES' basic financial statements, and have issued our report thereon dated September 25, 2024.

Report on Internal Control Over Financial Reporting

In planning and performing our audit of the financial statements, we considered BOCES' internal control over financial reporting (internal control) as a basis for designing audit procedures that are appropriate in the circumstances for the purpose of expressing our opinions on the financial statements, but not for the purpose of expressing an opinion on the effectiveness of BOCES' internal control. Accordingly, we do not express an opinion on the effectiveness of BOCES' internal control.

A deficiency in internal control exists when the design or operation of a control does not allow management or employees, in the normal course of performing their assigned functions, to prevent, or detect and correct, misstatements on a timely basis. *A material weakness* is a deficiency, or a combination of deficiencies, in internal control such that there is a reasonable possibility that a material misstatement of the entity's financial statements will not be prevented, or detected and corrected, on a timely basis. *A significant deficiency* is a deficiency, or a combination of deficiencies, in internal control that is less severe than a material weakness, yet important enough to merit attention by those charged with governance.

Our consideration of internal control was for the limited purpose described in the first paragraph of this section and was not designed to identify all deficiencies in internal control that might be material weaknesses or significant deficiencies. Given these limitations, during our audit we did not identify any deficiencies in internal control that we consider to be material weaknesses. However, material weaknesses or significant deficiencies may exist that were not identified.

Report on Compliance and Other Matters

As part of obtaining reasonable assurance about whether BOCES' financial statements are free from material misstatement, we performed tests of its compliance with certain provisions of laws, regulations, contracts and grant agreements, noncompliance with which could have a direct and material effect on the financial statements. However, providing an opinion on compliance with those provisions was not an objective of our audit and, accordingly, we do not express such an opinion. The results of our tests disclosed no instances of noncompliance or other matters that are required to be reported under *Government Auditing Standards*.

Purpose of this Report

The purpose of this report is solely to describe the scope of our testing of internal control and compliance and the results of that testing, and not to provide an opinion on the effectiveness of the entity's internal control or on compliance. This report is an integral part of an audit performed in accordance with *Government Auditing Standards* in considering the entity's internal control and compliance. Accordingly, this communication is not suitable for any other purpose.

WEST & COMPANY CPAs PC

Gloversville, New York
September 25, 2024



**INDEPENDENT AUDITORS' REPORT ON COMPLIANCE FOR EACH MAJOR
FEDERAL PROGRAM AND REPORT ON INTERNAL CONTROL OVER COMPLIANCE
IN ACCORDANCE WITH THE UNIFORM GUIDANCE**

To the Board of Education of the
Hamilton, Fulton and Montgomery Counties
Board of Cooperative Educational Services
Johnstown, New York

Report on Compliance for Each Major Federal Program

Opinion on Each Major Federal Program

We have audited the Hamilton, Fulton and Montgomery Counties Board of Cooperative Educational Services (the BOCES) compliance with the types of compliance requirements identified as subject to audit in the OMB *Compliance Supplement* that could have a direct and material effect on each of the BCOES' major federal programs for the year ended June 30, 2024. The BOCES' major federal programs are identified in the summary of auditors' results section of the accompanying schedule of findings and questioned costs.

In our opinion, the BOCES complied, in all material respects, with the compliance requirements referred to above that could have a direct and material effect on each of its major federal programs for the year ended June 30, 2024.

Basis for Opinion on Each Major Federal Program

We conducted our audit of compliance in accordance with auditing standards generally accepted in the United States of America (GAAS); the standards applicable to financial audits contained in *Government Auditing Standards* issued by the Comptroller General of the United States (*Government Auditing Standards*); and the audit requirements of Title 2 U.S. *Code of Federal Regulations* Part 200, *Uniform Administrative Requirements, Cost Principles, and Audit Requirements for Federal Awards* (Uniform Guidance). Our responsibilities under those standards and the Uniform Guidance are further described in the Auditors' Responsibilities for the Audit of Compliance section of our report.

We are required to be independent of the BOCES and to meet our other ethical responsibilities, in accordance with relevant ethical requirements relating to our audit. We believe that the audit evidence we have obtained is sufficient and appropriate to provide a basis for our opinion on compliance for each major federal program. Our audit does not provide a legal determination of the BOCES' compliance with the compliance requirements referred to above.

Responsibilities of Management for Compliance

Management of the BOCES is responsible for compliance with the requirements referred to above and for the design, implementation, and maintenance of effective internal control over compliance with the requirements of laws, statutes, regulations, rules and provisions of contracts or grant agreements applicable to the BOCES' federal programs.

Auditors' Responsibilities for the Audit of Compliance

Our objectives are to obtain reasonable assurance about whether material noncompliance with the compliance requirements referred to above occurred, whether due to fraud or error, and express an opinion on the BOCES' compliance based on our audit. Reasonable assurance is a high level of assurance but is not absolute assurance and therefore is not a guarantee that an audit conducted in accordance with GAAS, *Government Auditing Standards*, and the Uniform Guidance will always detect material noncompliance when it exists. The risk of not detecting material noncompliance resulting from fraud is higher than for that resulting from error, as fraud may involve collusion, forgery, intentional omissions, misrepresentations, or the override of internal control. Noncompliance with the compliance requirements referred to above is considered material, if there is a substantial likelihood that, individually or in the aggregate, it would influence the judgment made by a reasonable user of the report on compliance about the BOCES' compliance with the requirements of each major federal program as a whole.

In performing an audit in accordance with GAAS, *Government Auditing Standards*, and the Uniform Guidance, we:

- Exercise professional judgment and maintain professional skepticism throughout the audit.
- Identify and assess the risks of material noncompliance, whether due to fraud or error, and design and perform audit procedures responsive to those risks. Such procedures include examining, on a test basis, evidence regarding the BOCES' compliance with the compliance requirements referred to above and performing such other procedures as we considered necessary in the circumstances.
- Obtain an understanding of the BOCES' internal control over compliance relevant to the audit in order to design audit procedures that are appropriate in the circumstances and to test and report on internal control over compliance in accordance with the Uniform Guidance, but not for the purpose of expressing an opinion on the effectiveness of the BOCES' internal control over compliance. Accordingly, no such opinion is expressed.

We are required to communicate with those charged with governance regarding, among other matters, the planned scope and timing of the audit and any significant deficiencies and material weaknesses in internal control over compliance that we identified during the audit.

Report on Internal Control Over Compliance

A deficiency in internal control over compliance exists when the design or operation of a control over compliance does not allow management or employees, in the normal course of performing their assigned functions, to prevent, or detect and correct, noncompliance with a type of compliance requirement of a federal program on a timely basis. A *material weakness in internal control over compliance* is a deficiency, or a combination of deficiencies, in internal control over compliance, such that there is a reasonable possibility that material noncompliance with a type of compliance requirement of a federal program will not be prevented, or detected and corrected, on a timely basis. A *significant deficiency in internal control over compliance* is a deficiency, or a combination of deficiencies, in internal control over compliance with a type of compliance requirement of a federal program that is less severe than a material weakness in internal control over compliance, yet important enough to merit attention by those charged with governance.

Our consideration of internal control over compliance was for the limited purpose described in the Auditors' Responsibilities for the Audit of Compliance section above and was not designed to identify all deficiencies in internal control over compliance that might be material weaknesses or significant deficiencies in internal control over compliance. Given these limitations, during our audit we did not identify any deficiencies in internal control over compliance that we consider to be material weaknesses, as defined above. However, material weaknesses or significant deficiencies in internal control over compliance may exist that were not identified.

Our audit was not designed for the purpose of expressing an opinion on the effectiveness of internal control over compliance. Accordingly, no such opinion is expressed.

The purpose of this report on internal control over compliance is solely to describe the scope of our testing of internal control over compliance and the results of that testing based on the requirements of the Uniform Guidance. Accordingly, this report is not suitable for any other purpose.

WEST & COMPANY CPAs PC

Gloversville, New York
September 25, 2024

**HAMILTON, FULTON AND MONTGOMERY COUNTIES
BOARD OF COOPERATIVE EDUCATIONAL SERVICES**

SCHEDULE OF EXPENDITURES OF FEDERAL AWARDS

FOR THE YEAR ENDED JUNE 30, 2024

Federal Grantor/Pass-Through Grantor/Program	Assistance Listing	Project Number	Federal Expenditures
<u>U.S. DEPARTMENT OF EDUCATION</u>			
Passed Through NYS Education Department:			
Career and Technical Education - Basic Grants to States	84.048	8000240059	\$ 259,735
Adult Education - Basic Grants to States	84.002	0040243200	98,743
Adult Education - Basic Grants to States	84.002	0138243300	231,939
Adult Education - Basic Grants to States	84.002	2338243403	134,043
Adult Education - Basic Grants to States	84.002	2338243110	115,977
Adult Education - Basic Grants to States	84.002	2338243405	112,070
Total Adult Education - Basic Grants to States			<u>692,772</u>
Covid-19 Educational Stabilization Funds			
ARP, ESSER Homeless Children and Youth	84.425W	5212213130	13,164
Total Covid-19 Educational Stabilization Funds			<u>13,164</u>
Total U.S. Department of Education			<u>965,671</u>
<u>U.S. DEPARTMENT OF AGRICULTURE</u>			
Passed Through NYS Education Department:			
Child Nutrition Cluster:			
Non-Cash Assistance (Food Distribution)			
National School Lunch Program	10.555	Not Applicable	9,196
Cash Assistance			
School Breakfast Program	10.553	Not Applicable	45,583
National School Lunch Program	10.555	Not Applicable	112,487
Covid-19 National School Lunch Program, Supply Chain	10.555	Not Applicable	11,943
Summer Food Service Program for Children	10.559	Not Applicable	1,962
Total Child Nutrition Cluster			<u>181,171</u>
Total U.S. Department of Agriculture			<u>181,171</u>
<u>U.S. DEPARTMENT OF HEALTH AND HUMAN SERVICES</u>			
Passed Through Health Research, Inc:			
Covid-19 Epidemiology and Lab Capacity for Infections Diseases	93.323	Not Applicable	43,522
Total U.S. Department of Health and Human Services			<u>43,522</u>
TOTAL FEDERAL AWARDS EXPENDED			<u><u>\$ 1,190,364</u></u>

See notes to schedule of expenditures of federal awards.

**HAMILTON, FULTON AND MONTGOMERY COUNTIES
BOARD OF COOPERATIVE EDUCATIONAL SERVICES**

NOTES TO SCHEDULE OF EXPENDITURES OF FEDERAL AWARDS

FOR THE YEAR ENDED JUNE 30, 2024

NOTE A – SIGNIFICANT ACCOUNTING POLICIES

The accompanying schedule of expenditures of federal awards presents the activity of federal award programs administered by BOCES, which is described in Note 1 to BOCES' accompanying financial statements, using the modified accrual basis of accounting. Federal awards that are included in the schedule may be received directly from federal agencies, as well as federal awards that are passed through from other government agencies. The information is presented in accordance with the requirements of Title 2 U.S. *Code of Federal Regulations* (CFR) Part 200, *Uniform Administrative Requirements, Cost Principles, and Audit Requirements for Federal Awards*. Therefore, some amounts presented in this schedule may differ from amounts presented in, or used in the preparation of, the financial statements.

Indirect costs may be included in the reported expenditures, to the extent that they are included in the federal financial reports used as the source for the data presented. Certain of the BOCES' federal award programs have been charged with indirect costs, based upon an established rate applied to overall expenditures. There is no other indirect cost allocation plan in effect.

Matching costs (the BOCES' share of certain program costs) are not included in the reported expenditures.

The basis of accounting varies by federal program consistent with the underlying regulations pertaining to each program.

The amounts reported as federal expenditures were obtained from the federal financial reports for the applicable program and periods. The amounts reported in these reports are prepared from records maintained for each program, which are reconciled with the BOCES' financial reporting system.

NOTE B – SUBRECIPIENTS

No amounts were provided to subrecipients.

NOTE C – FOOD DISTRIBUTION

Nonmonetary assistance is reported in the schedule at the fair market value of the commodities received and disbursed. At June 30, 2024, the BOCES had \$1,961 of food commodities in inventory.

NOTE D – CLUSTER PROGRAMS

The following programs are identified by the Uniform Guidance to be a part of a cluster of programs:

Child Nutrition Cluster

Assistance Listing 10.553
Assistance Listing 10.555

Assistance Listing 10.555
Assistance Listing 10.559

School Breakfast Program
Covid-19 National School Lunch Program,
Supply Chain Assistance
National School Lunch Program
Summer Food Service Program for Children

NOTE E – INDIRECT COST RATE

Indirect costs may be included in the reported expenditures, to the extent that they are included in the federal financial reports used as the source for the data presented. Certain of the BOCES' federal award programs have been charged with indirect costs, based upon a 1.5% indirect cost rate calculated by the New York State Education Department. There is no other indirect cost allocation plan in effect.

**HAMILTON, FULTON AND MONTGOMERY COUNTIES
BOARD OF COOPERATIVE EDUCATIONAL SERVICES**

SCHEDULE OF FINDINGS AND QUESTIONED COSTS

FOR THE YEAR ENDED JUNE 30, 2024

A. SUMMARY OF AUDITORS' RESULTS

FINANCIAL STATEMENTS

Type of auditors' opinion issued:		<u>Unmodified</u>	
Internal control over financial reporting:			
Material weakness identified?	_____ yes	<u> X </u> no	
Significant deficiency identified that is not considered to be material weakness?	_____ yes	<u> X </u> none reported	
Noncompliance material to financial statements noted?	_____ yes	<u> X </u> no	

FEDERAL AWARDS

Internal control over major programs:			
Material weaknesses identified?	_____ yes	<u> X </u> no	
Significant deficiency identified that is not considered to be material weakness?	_____ yes	<u> X </u> none reported	
Type of auditors' opinion(s) issued on compliance for major programs:		<u>Unmodified</u>	
Any audit findings disclosed that are required to be reported in accordance with 2 CFR 200.516?	_____ yes	<u> X </u> no	

Identification of major programs:

Name of Federal Program

Assistance Listing

Adult Education – Basic Grants to States

84.002

Dollar threshold used to distinguish between Type A and Type B Programs

\$750,000

Auditee qualified as low risk?

 X yes _____ no

B. FINDINGS – BASIC FINANCIAL STATEMENT AUDIT

None.

C. FINDINGS AND QUESTIONED COSTS – MAJOR FEDERAL AWARD PROGRAMS AUDIT

None.

**HAMILTON, FULTON AND MONTGOMERY COUNTIES
BOARD OF COOPERATIVE EDUCATIONAL SERVICES**

AUDITED FINANCIAL STATEMENTS

EXTRACLASSROOM ACTIVITY FUNDS

JUNE 30, 2024



INDEPENDENT AUDITORS' REPORT

To the Board of Education of the
Hamilton, Fulton and Montgomery Counties
Board of Cooperative Educational Services
Johnstown, New York

Report on the Audit of the Financial Statements

Opinion

We have audited the accompanying statement of assets and liabilities arising from cash transactions of the Extraclassroom Activity Funds of the Hamilton, Fulton and Montgomery Counties Board of Cooperative Educational Services (the BOCES) as of June 30, 2024, and the related statement of revenues collected and expenses paid for the year then ended, and the related notes to the financial statements.

Qualified Opinion

In our opinion, except for the possible effects of the matter described in the Basis for Qualified Opinion paragraph, the financial statements referred to above present fairly, in all material respects, the assets, liabilities and fund balances of the Extraclassroom Activity Funds of the District as of June 30, 2024, and the revenues collected and expenses paid for the year then ended, on the basis of accounting described in Note 1.

Basis for Qualified Opinion

We conducted our audit in accordance with auditing standards generally accepted in the United States of America (GAAS). Our responsibilities under those standards are further described in the Auditors' Responsibilities for the Audit of the Financial Statements section of our report. We are required to be independent of the BOCES and to meet our ethical responsibilities, in accordance with the relevant ethical requirements relating to our audit. Insufficient accounting controls are exercised over cash receipts at the point of collections to the time of submission to the Central Treasurer. Accordingly, it was impracticable to extend our audit of such receipts beyond the amounts recorded.

Responsibilities of Management for the Financial Statements

Management is responsible for the preparation and fair presentation of the financial statements in accordance with accounting principles generally accepted in the United States of America, and for the design, implementation, and maintenance of internal control relevant to the preparation and fair presentation of financial statements that are free from material misstatement, whether due to fraud or error.

In preparing the financial statements, management is required to evaluate whether there are conditions or events, considered in the aggregate, that raise substantial doubt about the BOCES' ability to continue as a going concern for twelve months beyond the financial statement date, including any currently known information that may raise substantial doubt shortly thereafter.

Auditors' Responsibilities for the Audit of the Financial Statements

Our objectives are to obtain reasonable assurance about whether the financial statements as a whole are free from material misstatement, whether due to fraud or error, and to issue an auditors' report that includes our opinions. Reasonable assurance is a high level of assurance but is not absolute assurance and therefore is not a guarantee that an audit conducted in accordance with GAAS will always detect a material misstatement when it exists. The risk of not detecting a material misstatement resulting from fraud is higher than for one resulting from error, as fraud may involve collusion, forgery, intentional omissions, misrepresentations, or the override of internal control. Misstatements are considered material if there is a substantial likelihood that, individually or in the aggregate, they would influence the judgment made by a reasonable user based on the financial statements.

In performing an audit in accordance with GAAS, we:

- Exercise professional judgment and maintain professional skepticism throughout the audit.
- Identify and assess the risks of material misstatement of the financial statements, whether due to fraud or error, and design and perform audit procedures responsive to those risks. Such procedures include examining, on a test basis, evidence regarding the amounts and disclosures in the financial statements.
- Obtain an understanding of internal control relevant to the audit in order to design audit procedures that are appropriate in the circumstances, but not for the purpose of expressing an opinion on the effectiveness of the District's internal control. Accordingly, no such opinion is expressed.
- Evaluate the appropriateness of accounting policies used and the reasonableness of significant accounting estimates made by management, as well as evaluate the overall presentation of the financial statements.
- Conclude whether, in our judgment, there are conditions or events, considered in the aggregate, that raise substantial doubt about the District's ability to continue as a going concern for a reasonable period of time.

We are required to communicate with those charged with governance regarding, among other matters, the planned scope and timing of the audit, significant audit findings, and certain internal control-related matters that we identified during the audit.

Basis of Accounting

We draw attention to Note 1 of the financial statements, which describes the basis of accounting. The financial statements are prepared on the cash basis of accounting, which is a basis of accounting other than accounting principles generally accepted in the United States of America. Our opinion is not modified with respect to this matter.

WEST & COMPANY CPAs PC

Gloversville, New York
September 25, 2024

HAMILTON, FULTON AND MONTGOMERY COUNTIES
BOARD OF COOPERATIVE EDUCATIONAL SERVICES

EXTRACLASSROOM ACTIVITY FUNDS

STATEMENT OF ASSETS AND LIABILITIES ARISING FROM CASH TRANSACTIONS

JUNE 30, 2024

ASSETS	
Cash	\$ 27,765
TOTAL ASSETS	<u>\$ 27,765</u>
LIABILITIES AND CLUB BALANCES	
Sales tax payable	\$ 206
Club balances	<u>27,559</u>
TOTAL LIABILITIES AND CLUB BALANCES	<u>\$ 27,765</u>

See notes to financial statements.

**HAMILTON, FULTON AND MONTGOMERY COUNTIES
BOARD OF COOPERATIVE EDUCATIONAL SERVICES**

EXTRACLASSROOM ACTIVITY FUNDS

STATEMENT OF REVENUES COLLECTED AND EXPENSES PAID

FOR THE YEAR ENDED JUNE 30, 2024

	Balances July 1, 2023	Total Receipts	Total Disbursements	Balances June 30, 2024
Auto Body	\$ 1,390	\$ 1,659	\$ 3,001	\$ 48
Auto Mechanics A	2,015	12,669	13,483	1,201
Conservation	1,044	2,514	2,634	924
Cosmetology A	948	976	747	1,177
Cosmetology B	282	557	395	444
Culinary Arts	0	1,143	358	785
Digital Multimedia	1,253	220	1	1,472
Foundations of Food	1,482	21	251	1,252
Ptech Student Government	8,992	5,275	7,294	6,973
Future Farmers of America	10,734	1,186	207	11,713
Veterinary & Animal Science	1,789	1,939	2,158	1,570
Total Activities	29,929	28,159	30,529	27,559
New York State Sales Taxes	271	1,325	1,390	206
TOTAL ALL FUNDS	\$ 30,200	\$ 29,484	\$ 31,919	\$ 27,765

See notes to financial statements.

**HAMILTON, FULTON AND MONTGOMERY COUNTIES
BOARD OF COOPERATIVE EDUCATIONAL SERVICES**

EXTRACLASSROOM ACTIVITY FUNDS

NOTE TO FINANCIAL STATEMENTS

JUNE 30, 2024

NOTE 1 – SUMMARY OF SIGNIFICANT ACCOUNTING POLICIES

The Extraclassroom Activity Funds of the Hamilton, Fulton and Montgomery Counties BOCES represent funds of the students of the BOCES. The BOCES' Board exercises general oversight on these funds. The Extraclassroom Activity Funds are independent of the BOCES with respect to its financial transactions and the designation of student management. However, since the BOCES' Board does exercise general oversight, these funds and their corresponding cash accounts are reflected in the Custodial Fund of the financial statements of the BOCES.

The books and records of the Hamilton, Fulton and Montgomery Counties BOCES' Extraclassroom Activity Funds are maintained on the cash basis of accounting. Under this basis of accounting, revenues are recognized when cash is received and expenditures are recognized when cash is disbursed.

Interest earned on savings is credited to each permanent activity equally, as authorized by the BOCES' Board.